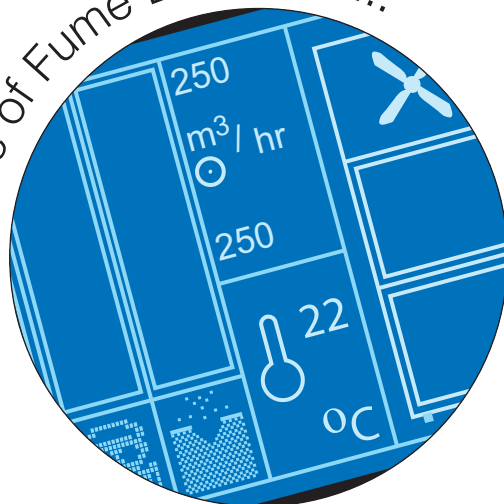


Fume Extraction

The Future of Fume Extraction...



Brochure

2016

Introduction

Purex offers an extensive range of fume extraction solutions. These range from machines to protect a single person to powerful centralised systems to cater for multiple users or high volume continuous automated processes (e.g. a PCB production line).

Purex has the experience, products and support infrastructure to help ensure that:

- The correct machine is specified first time.
- The process performs at the optimum level.
- Employees are protected from hazardous fumes.
- The company complies with health & safety legislation
- Product quality is maintained
- Process machinery is protected from dust and fumes.
- Contaminated air is filtered, not pumped into the environment.

APPLICATIONS

- Laser Coding and Marking
- Continuous Ink Jet Coding and Marking
- Laser Engraving
- Wide Format Printing
- Dye Sublimation
- Reflow & Wave Soldering
- Manual Soldering
- Laser & Robotic Soldering
- Underfill & Conformal Coating
- Cleanrooms & Laboratories
- Education & Engineering

Protecting

NEW....

FumeCube Max

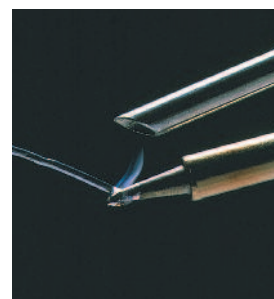
- Ideal for dusty applications & lead free solder.
- Can be used with small lasers, in dentistry, in jewellery making and many other applications.
- Uses patented filter technology.



NEW....

Tip Extraction Kits

- Individual kits to fit tip extraction onto popular models of soldering iron.
- Prevents tip cooling.
- Simple to install and comfortable to use.



NEW....

Large Diameter Arms

- Ideal for applications requiring high airflow.
- Can be attached to a Purex extractor to give mobility.
- Fully adjustable.



NEW....

- 113669 filter for Acidic Vapours such as HCN or for engraving ABF plastic.
- 200316 high performance F8/F9 pre-filter pad for FumeCubes.
- 125mm connection kits for conformal coating and other systems.
- Parts and Spares information for easy reference.

People and the Environment with Innovative Technology

Health & Safety Legislation

Local and international health and safety legislation (such as COSHH, NIOSHH, OSHA etc) states that it is the employers responsibility to protect the health, welfare and safety of their employees. Failure to do so can result in expensive legal action, potential fines and poor employee relations.

The Need for Fume Extraction

Many types of dust and fume are hazardous to health if inhaled. People can become permanently sensitised to fumes which means that continued exposure, even to very small amounts of fume, may cause asthma attacks or other respiratory diseases. A high performance fume extraction system will help to:-

- Protect employee health.
- Ensure compliance with Health & Safety regulations such as **OSHA, NIOSH C.O.S.H.H, MAK, AFNOR and HSG258** or equivalent.
- Increase production speeds.
- Reduce complaints by operators due to odours, dust and vapours.

- Avoid the possible cost of health compensation claims.
- Reduce the cost & time to clean laser lenses, conveyors, guarding, soldering machines and other equipment.
- Reduce product contamination.
- Provide a better working environment.
- Reduce downtime.

Which Extraction System?

There are usually two types of extraction system available:-

- External - pump contaminated air outside
- Internal - at source capture and filtration or LEV (local exhaust ventilation) system

In our opinion the best system to use is an LEV system such as a Purex. These capture fumes at the source thereby preventing fumes escaping into the workplace. They also filter hazardous particles and gasses which would otherwise be pumped into the outside environment causing pollution.

Using an internal filter system also avoids issues with environmental regulations and potential complaints from neighbouring businesses about fumes and odours.

Purex LEV systems sit next to the process and the extraction rate can be altered precisely to suit the application. Purex machines are also easy to move if the process moves.

LEV systems have additional benefits over external exhaust systems.

See comparison table below...

“Purex LEV engineers are qualified to BOHS P601 or P602”





COMPARISON: Exhaust into the Environment System “vs” Purex LEV System...

Comparison Question	Exhausting into the Environment	Purex LEV System
How long will it take to install the system?	Several days on average.	In many cases just minutes.
Will there be any disruption in the workplace?	Scaffold, ladders etc. may be required in several places, disrupting work for lengthy periods.	Minor, if any.
Can the system be moved?	Only with scaffold etc. and disruption to work.	Yes. Simply disconnect and push to new location.
Are holes in the building required?	Yes. They need to be specially cut and sealed.	No.
Are external emissions regulations a problem?	Company must investigate and obey local laws.	Not applicable.
Is there any energy lost e.g. heating costs?	Energy (and therefore money) is wasted when heated or conditioned air is pumped outside.	No energy or heat is lost as the air is recycled. So costs are lowered.
Are there any ducting / installation costs?	Potentially expensive - as ducting needs to be purchased and specialist installation is required.	Minimal if any, depending on process.
Are there any cleaning costs?	Specialist cleaning required to prevent risk of fire or contamination. Again, scaffold, disruption & cost.	One annual service is recommended to comply with regulations such as COSHH.
Are there any decontamination costs?	Specialist decontamination may be required.	None.
Can fumes be drawn back into the workplace?	Yes. Through windows or vents.	Fumes are captured by highly efficient filters
Could there be disputes with my neighbours?	Yes. Over hazardous fumes and odours.	Not applicable.



Fume Extractor Selector Guide



SOLDERING & ELECTRONICS MANUFACTURING

Machine	Arm Extraction, Cabinets & Cows					Tip Extraction	Reflow	Wave
	Max No. Arms 38mm	Max No. Arms 50mm	Max No. Arms 100mm	Max No. Cleancabs	Max No. Cows	Max No. Soldering Iron Tips	Oven Extract Volume Required m³/hr	Oven Extract Volume Required m³/hr
FumeCube (inc MAX)	1 or 2	1 or 2	-	-	1 or 2	1*	-	-
FumeBuster	3	3	-	1 or 2	1 or 2	-	-	-
FumeSafe	-	-	-	-	-	3 up to 15	-	-
2tiP	-	-	-	-	-	1 or 2	-	-
200	3	3	1	1	2	up to 30	-	-
400	6	6	1	1-2	4	-	-	-
200i	3	3	1	1	2	up to 30	-	-
200i-HP	-	-	-	-	-	up to 50	-	-
400i	6	6	1	1-2	4	-	-	-
800i	9	9	2	2-4	6	-	-	-
1500i	12	12	5	4-8	8	-	Below 900	-
2000i	15	15	5	6-12	10	-	Below 1500	Below 1500
5000i	36	36	10	12-24	20	-	Over 1500	Over 1500

Notes:

- The selection is based on the use of a standard connection kit.
- A larger extraction machine may be required depending on the layout and the type of fume or dust.
- * Selective soldering machines only, not suitable for handheld tip extraction.
- Continuous use may require a machine with larger filtration capacity.
- In some cases more arms/cows can be used e.g. for non coalescing vapours such as solvents or where airflow valves can be opened and closed.

IMPORTANT: Choose a vacuum control machine for Arm and Tip extraction and a volume control machine for other applications. We also have solutions for conformal coating, selective soldering, vapour phase and more, please contact us for more information.

LASER ENGRAVING

Size of Laser Engraving Machine		Alpha 200	Alpha 400	Xbase 200	Xbase 400	400i	800i	800i 2-Tier (High Dust)	1500i 3-Tier (Acrylic)	2000i	5000i
Light Use	Heavy Use*										
Small		●	■	●	■	-	-	▲	-	-	-
	Small	x	●	x	●	-	-	▲	-	-	-
Medium		x	x	x	x	●	■	▲	-	-	-
	Medium	x	x	x	x	x	●	▲	■	-	-
Large		x	x	x	x	x	x	▲	●	■	-
	Large	x	x	x	x	x	x	▲	-	●	■
Extra large open bed lasers		x	x	x	x	x	x	x	x	●	■

Approximate laser bed sizes:

Small - 16"x12", Medium - 24"x12", Large - Anything over this.

- Normal selection.
- Select if extra filter capacity is required and/or additional airflow is required to extract from multiple lasers or heavy duty applications.
- (-) May also be considered.
- x Unit not usually specified for application.
- ▲ Consider if continually lasing acrylic.

Notes: Always select a volume control machine.

- The selection is based on the use of standard connection kit.
- * Heavy use includes high proportion of cutting, lasers with a deep bed and constant use. Contact Purex for further advice.
- The 800i 3 tier unit is designed for use where the application has low dust, but high gas emissions. The 2 tier is designed for applications producing high dust emissions.
- In applications with extremely high dust emissions, a Cascade inline filter can be considered.

Fume Extractor Selector Guide

CODING & MARKING

Laser Coding & Marking

CPM (Codes per Minute)		FumeCube MAX*	200i	400i	800i 2-Tier (High Dust)	800i 3-Tier (High Gas)	1500i	2000i	5000i
Good Enclosure	Poor Enclosure								
<200		●	●	■	-	-	-	-	-
	<200	x	x	●	■	-	-	-	-
200-500		x	x	●	■	-	-	-	-
	200-500	x	x	x	●	■	-	-	-
>500		x	x	x	●	■	-	-	-
	>500	x	x	x	x	x	●	■	-
Machines for Lasing PVC		x	x	▲	▲	▲	▲	▲	▲

● Normal selection.

■ Select if extra filter capacity is required and/or additional airflow is required to extract from multiple lasers or heavy duty applications.

(-) May also be considered.

x Unit not usually specified for application.

▲ Optional "PVC" machines should be used when lasing onto PVC.

* For low wattage lasers or occasional use.

Notes: Always select a volume control machine.

1. The selection is based on the use of a standard connection kit.
2. The 800i 3 tier unit is designed for use where the application has low dust, but high gas emissions. The 2 tier is designed for applications producing high dust emissions.
3. A poor enclosure is where less than 4 sides of the process are enclosed.

Continuous Inkjet Coding & Marking

Small Character Inkjet Printers	200	400	800i
See Notes	●	■	■

● Normal selection.

■ Select if additional airflow is required to extract from multiple inkjet heads or if the controller unit has cooling fans installed.

Notes: Always select a volume control machine.

There are many different makes and models of inkjet printers available. Please contact Purex or your local representative for advice on which model is correct for particular applications.

IMPORTANT:

- This is a guide only, many factors influence the choice of fume extraction system. For more help and information please contact Purex or your local representative
- Purex recommends the use of anti static hose with continuous inkjet printers.

WIDE FORMAT PRINTING

Printer Model		Machine Part No.		Machine Type	Connection Kit	Fittings	Manifold	Main Filter	Pre-Filter
		230V	120V						
Mimaki	JV33-130SP	080703	080702	CaptivairMAX	120309	120311	120313	113800 x 2	-
	JV33-160SP	080703	080702	CaptivairMAX	120309	120312	120313	113800 x 2	-
Roland	AdvancedJet AJ-740	0LX4000D	0LX4001D	400	120188	120299	-	113508	202260
	VersaUV LEC-300	0AL4102	0AL4103	Alpha 400	100019	120090	-	113508	202269
	VersaUV LEC-330	0AL4102	0AL4103	Alpha 400	100019	120089	-	113508	202269
Seiko	ColorPainter H-74s	080703	080702	CaptivairMAX	120303	120314	120322	113800 x 2	-
	ColorPainter H-104s	080703	080702	CaptivairMAX	120303	120314	120322	113800 x 2	-
	ColorPainter V-64s	0LX4000D	0LX4001D	400	120297	120323 x 2	-	113508	202260

For Dye Sublimation contact Purex or your local distributor for more information.

OTHER APPLICATIONS

Dye Sublimation • Laser & Robotic Soldering • Underfill & Conformal Coating • Cleanrooms & Laboratories • Education & Engineering
Dentistry • Medical • Welding • Adhesives • Solvents • and more... contact us for more information.



Index

Information		Accessories	
Introduction	2-3	Connection Kits	26-28
Fume Extraction Selector	4-5	Pipe & Duct	29
Solder Fume	4	Arms & Accessories	30-31
Laser Engraving	4	CleanCabs	31
Coding & Marking	5	Tip Extraction Kits	32-33
Printing	5	Interfacing Cables	34
Index	6	Plug Leads	35
Digital Machines		Replacement Parts	36
200 & 400	8	Appendix	
200i & 400i	9	Options	37
400i PVC & Condensor	10-11	Pre Filters	38
800i	12	Main Filters	39
1500i & 2000i	13	Digital Control System	40-41
5000i	14	Terms & Conditions	42
Analogue Machines		Filter Matrix	43
Alpha & Alpha Dust	16		
Xbase	17		
FumeCube - Std & Max	18-19		
FumeSafe	20		
2tiP	21		
FumeBuster	22		
Captivair	23		
Cascade Inline Filters	24		



Digital Systems



200 & 400

What to specify...

1. Model

2. Voltage

3. Volume or Vacuum


4. Pre-filter


5. Main filter

6. Connection Kit

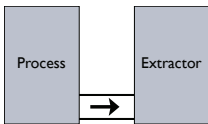
7. Interfacing Kit

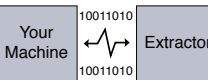
	200		400	
1	2	3		
Voltage	230V ±10%	120V ±10%	230V ±10%	120V ±10%
Volume Control	0LX2100D	0LX2101D	0LX4000D	0LX4001D
Vacuum Control	080026D	081026D	080410D	080411D
Wattage	0.46 kW	0.47 kW	1.30 kW	1.37 kW
Frequency	50Hz / 60 Hz	50Hz / 60 Hz	50Hz / 60 Hz	50Hz / 60 Hz
Cabinet height (inc castors)	710 mm	710 mm	710 mm	710 mm
Cabinet width (not inc hose)	445 mm	445 mm	445 mm	445 mm
Cabinet depth (not inc hose)	528 mm	528 mm	528 mm	528 mm
Cabinet weight	50 Kg	50 Kg	50 Kg	50 Kg
Construction	Precision engineered brushed stainless steel units. High performance continuous run brushless motors. Mounted on castors for mobility.			

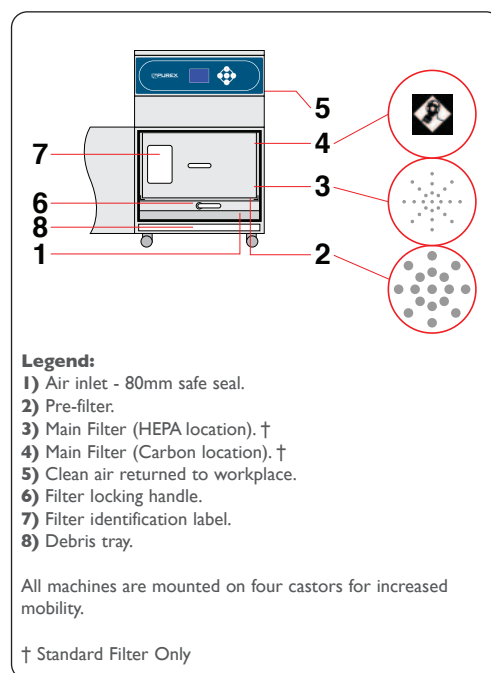
4	Pre-filter Pad		
	Options: F5 Single	Single: 200025	Pack of 4: 202260

5	Main filter			
	Options:	Code:	Options:	Code:
	HEPA/Chemical (std)	113505	Chemical	113508
	HEPA/Twin Chemical	113579	Chemical Special	113662
	HEPA/Chemical Cleanroom	113512	Chemical (Acidic Fumes)	113505P
	HEPA/Chemical	113505H	Pleated Bag	113531
	(Hydrophobic)		Solvent Lock*	113513
	HEPA	113809		
	* IMPORTANT! Must be specified for CIJ printing applications.			



6	Connection Hose Kit	
	PAGE 26-28	

7	Machine Interfacing (Optional)	
	<p>• Start/Stop Control: Extraction unit starts/stops when a connected piece of equipment is switched ON/OFF.</p> <p>• Filter Blocked Warning: A signal is sent to a connected piece of equipment to trigger an alert or to shut it down.</p> <p>• Remote ON/OFF Switch: 5M cable & switch</p>	
Allows the Purex system to interface with a piece of equipment connected to it.	See PAGE 34	



Digital Control System

A dedicated control, monitoring and display system unique to Purex fume extractors. All functions are fully automatic, all the user has to do is set the appropriate airflow on installation. The features of this system are designed to:

- Lower energy consumption by using variable speed motors and automatic flow control.
- Increase filter life by using the optimal extraction rate.
- Further protect people by constantly monitoring exhaust emissions.
- Interface with other equipment e.g. a laser.
- Maintain a constant extraction rate to prevent fume escape or damage to equipment.

System Features...

- Automatic electronic flow control - maintains a constant extraction rate even as the filter blocks
- Adjustable airflow
- Clear and informative graphic display
- Gas and Particle Sensors on the exhaust
- Low capital and running costs
- Quick change pre-filters deliver longer filter life
- Submicronic (HEPA) filtration removes 99.997% of particles down to 0.3 microns
- Activated carbon filtration removes harmful gas
- Simple to install and quiet in operation
- Easy to relocate
- Precision made from stainless steel

Includes:

- 1 x Main filter
- 4 x Pre-filter pads
- 1 x Connection Kit
- 1 x Power cable

Accessories

Please see the accessories section at the back of this brochure.



200i & 400i

What to specify...

1. Model

2. Voltage

3. Volume or Vacuum

4. Pre-filter

5. Main filter

6. Connection Kit

7. Interfacing Kit

1	2	3	200i	200i-HP	400i
Voltage	230V ±10%	120V ±10%	230V ±10%	230V ±10%	120V ±10%
Volume Control	0LX2110D	0LX2121D	-	0LX4010D	0LX4013D
Vacuum Control	0800261D	0810261D	0800501D	0804101D	0804111D
Wattage	0.46 kW	0.47 kW	1.30 kW	1.30 kW	1.37 kW
Frequency	50Hz / 60 Hz	50Hz / 60 Hz	50Hz / 60 Hz	50Hz / 60 Hz	50Hz / 60 Hz
Cabinet height (inc castors)	1070 mm	1070 mm	1070 mm	1070 mm	1070 mm
Cabinet width (not inc hose)	465 mm	465 mm	465 mm	465 mm	465 mm
Cabinet depth (not inc hose)	528 mm	528 mm	528 mm	528 mm	528 mm
Cabinet weight	60 Kg	60 Kg	60 Kg	60 Kg	60 Kg
Construction	Precision engineered brushed stainless steel units. High performance continuous run brushless motors. Mounted on castors for mobility.				

4

Labyrinth Pre-filter



Options:

F6 (std)

F8/F9 Composite

Single:

111057

111097

Pack of 4:

202268

202271

5

Main filter



Options:

HEPA/Chemical (std)

HEPA+/Chemical (200i-HP)*

HEPA/Twin Chemical

or HEPA/Twin Chemical

HEPA/Chemical Cleanroom*

Chemical

Code:

113505

113811

113579

113669

113512

113508

Options:

HEPA/Chemical (Hydrophobic)

Chemical Special

Chemical (Acidic Fumes)

Pleated Bag

HEPA

* Use in combination with 202271

Code:

113505H

113662

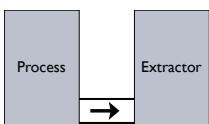
113505P

113531

113809

6

Connection Hose Kit



PAGE 26-28

7

Machine Interfacing (Optional)



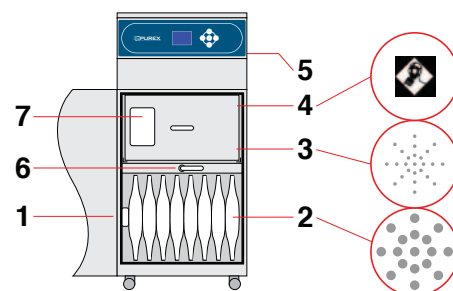
Allows the Purex system to interface with a piece of equipment connected to it.

- **Start/Stop Control:** Extraction unit starts/stops when a connected piece of equipment is switched ON/OFF.
- **Filter Blocked Warning:** A signal is sent to a connected piece of equipment to trigger an alert or to shut it down.
- **Remote ON/OFF Switch:** 5M cable & switch

See PAGE 34



Optional Clean Air Cowl - 190040



Legend:

- 1) Air inlet - 80mm safe seal.
- 2) Pre-filter.
- 3) Main Filter (HEPA location). †
- 4) Main Filter (Carbon location). †
- 5) Clean air returned to workplace.
- 6) Filter locking handle.
- 7) Filter identification label.

All machines are mounted on four castors for increased mobility.

† Standard Filter Only

Digital Control System

A dedicated control, monitoring and display system unique to Purex fume extractors. All functions are fully automatic, all the user has to do is set the appropriate airflow on installation. The features of this system are designed to:

- Lower energy consumption by using variable speed motors and automatic flow control.
- Increase filter life by using the optimal extraction rate.
- Further protect people by constantly monitoring exhaust emissions.
- Interface with other equipment e.g. a laser.
- Maintain a constant extraction rate to prevent fume escape or damage to equipment.

System Features...

- Automatic electronic flow control - maintains a constant extraction rate even as the filter blocks
- Adjustable airflow
- Clear and informative graphic display
- Gas and Particle Sensors on the exhaust
- Low capital and running costs
- Quick change patented Labyrinth pre-filters deliver longer filter life
- Submicronic (HEPA) filtration removes 99.997% of particles down to 0.3 microns
- Activated carbon filtration removes harmful gas
- Simple to install and quiet in operation
- Easy to relocate and precision made from stainless steel

Includes:

- 1 x Main filter
- 2 x Labyrinth Pre-filters
- 1 x Connection Kit
- 1 x Power cable

Accessories

Please see the accessories section at the back of this brochure.



400i PVC

What to specify...

1. Model

2. Voltage

3. Pre-filter

4. Main filter

5. Connection Kit

6. Interfacing Kit

1 2

400i for PVC material

Voltage	230V \pm10%	120V \pm10%
Volume Control	0PV4010D	0PV4013D
Wattage	1.30 kW	1.37 kW
Frequency	50Hz / 60 Hz	50Hz / 60 Hz
Cabinet height (inc castors)	1181 mm	1181 mm
Cabinet width (not inc hose)	465 mm	465 mm
Cabinet depth (not inc hose)	528 mm	528 mm
Cabinet weight	70 Kg	70 Kg

- Special Construction**
- High chemical resistance epoxy coating on all inner surfaces, painted onto SSPC-SP6 prepared stainless steel for maximum adhesion of coating.
 - Polypropylene protective pads and bushings protect the filter mechanisms and epoxy coating from wear.
 - Corrosion resistant polymer fasteners and caps protect the door hinges and casters. Door catches and grounding wire mounted externally to avoid corrosion.

3

Labyrinth Pre-filter



Options:	Single:	Pack of 2:	Pack of 4:
F8/F9 Composite	111097	202271	-
Chemical Absorbant Pad	200037	-	200261

Note:
Both Pre-filter and pads are required. The absorbant pad should be replaced when the Labyrinth filter is replaced or sooner if required.

4

Main filter



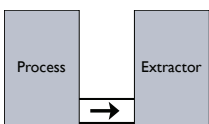
Options:	Code:
HEPA/PVC Chemical (std)	113498



Optional Clean Air Cowl - 190040

5

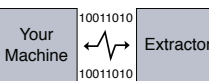
Connection Hose Kit



Please choose 100043C connection kit from **PAGE26**

6

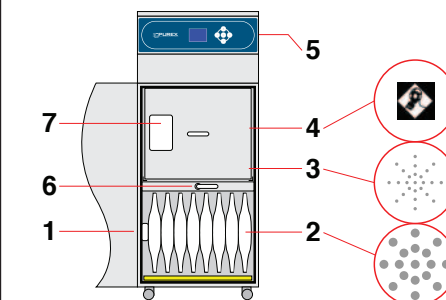
Machine Interfacing (Optional)



Allows the Purex system to interface with a piece of equipment connected to it.

- **Start/Stop Control:** Extraction unit starts/stops when a connected piece of equipment is switched ON/OFF.
- **Filter Blocked Warning:** A signal is sent to a connected piece of equipment to trigger an alert or to shut it down.
- **Remote ON/OFF Switch:** 5M cable & switch

See **PAGE 34**



Legend:

- 1) Air inlet - 80mm safe seal.
- 2) Pre-filter.
- 3) Main Filter (HEPA location).
- 4) Main Filter (Carbon location).
- 5) Clean air returned to workplace.
- 6) Filter locking handle.
- 7) Filter identification label.

- All machines are mounted on four castors for increased mobility.
- An absorbant pad is also supplied to fit under the Labyrinth filter

Digital Control System

A dedicated control, monitoring and display system unique to Purex fume extractors. All functions are fully automatic, all the user has to do is set the appropriate airflow on installation. The features of this system are designed to:

- Lower energy consumption by using variable speed motors and automatic flow control.
- Increase filter life by using the optimal extraction rate.
- Further protect people by constantly monitoring exhaust emissions.
- Interface with other equipment e.g. a laser.
- Maintain a constant extraction rate to prevent fume escape or damage to equipment.

System Features...

- Automatic electronic flow control - maintains a constant extraction rate even as the filter blocks
- Adjustable airflow
- Clear and informative graphic display
- Gas and Particle Sensors on the exhaust
- Low capital and running costs
- Quick change patented Labyrinth pre-filters deliver longer filter life
- Submicronic (HEPA) filtration removes 99.997% of particles down to 0.3 microns
- Activated carbon filtration removes harmful gas
- Simple to install and quiet in operation
- Easy to relocate and precision made from stainless steel

Includes:

- 1 x Main filter
- 2 x Labyrinth Pre-filters
- 4 x Absorbant Pads
- 1 x Connection Kit
- 1 x Power cable


Accessories


Please see the accessories section at the back of this brochure.

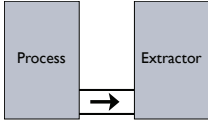


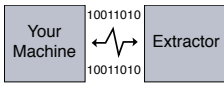
400i - Condensor

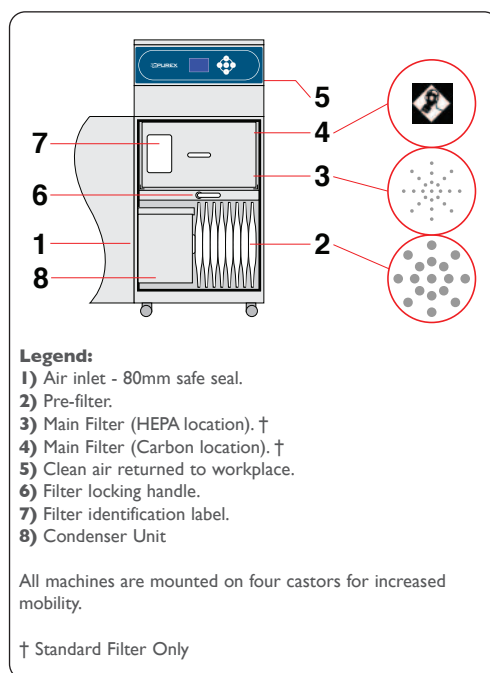
1	2	3	400i for Dye Sublimation Printers	
Voltage	230V ±10%	120V ±10%		
Volume Control	0LX4027	0LX4028		
Wattage	1.30 kW	1.37 kW		
Frequency	50Hz / 60 Hz	50Hz / 60 Hz		
Cabinet height (inc castors)	1070 mm	1070 mm		
Cabinet width (not inc hose)	465 mm	465 mm		
Cabinet depth (not inc hose)	528 mm	528 mm		
Cabinet weight	60 Kg	60 Kg		
Construction	Precision engineered brushed stainless steel units. High performance continuous run brushless motors. Mounted on castors for mobility.			

4	Pre-filter	
	Options:	Single: Pack of 4
	F8/F9 Composite	111097 202271
	Included:	Code:
	Condensor Unit	113701 & 190072

5	Main filter	
	Options:	Code:
	HEPA/Chemical (std)	113505

6	Connection Hose Kit	
	Options:	Code:
	Vented Kit	120305

7	Machine Interfacing (Optional)	
	<p>Allows the Purex system to interface with a piece of equipment connected to it.</p>	
	<ul style="list-style-type: none"> • Start/Stop Control: Extraction unit starts/stops when a connected piece of equipment is switched ON/OFF. • Filter Blocked Warning: A signal is sent to a connected piece of equipment to trigger an alert or to shut it down. • Remote ON/OFF Switch: 5M cable & switch 	



Digital Control System

A dedicated control, monitoring and display system unique to Purex fume extractors. All functions are fully automatic, all the user has to do is set the appropriate airflow on installation. The features of this system are designed to:

- Lower energy consumption by using variable speed motors and automatic flow control.
- Increase filter life by using the optimal extraction rate.
- Further protect people by constantly monitoring exhaust emissions.
- Interface with other equipment e.g. a printer.
- Maintain a constant extraction rate to prevent fume escape or damage to equipment.

System Features...

- Glycol condensor unit
- Automatic electronic flow control - maintains a constant extraction rate even as the filter blocks
- Adjustable airflow
- Clear and informative graphic display
- Gas and Particle Sensors on the exhaust
- Low capital and running costs
- Quick change patented Labyrinth pre-filters deliver longer filter life
- Submicronic (HEPA) filtration removes 99.997% of particles down to 0.3 microns
- Activated carbon filtration removes harmful gas
- Simple to install and quiet in operation
- Easy to relocate and precision made from stainless steel

Includes:

- 1 x Main filter
- 1 x Labyrinth pre-filter
- 1 x Condensor unit
- 1 x Connection kit
- 1 x Power cable



800i

What to specify...

1. Model

2. Voltage

3. Volume or Vacuum


4. Pre-filter


5. Main filter

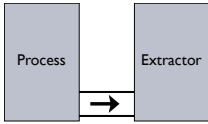
6. Connection Kit

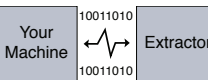
7. Interfacing Kit

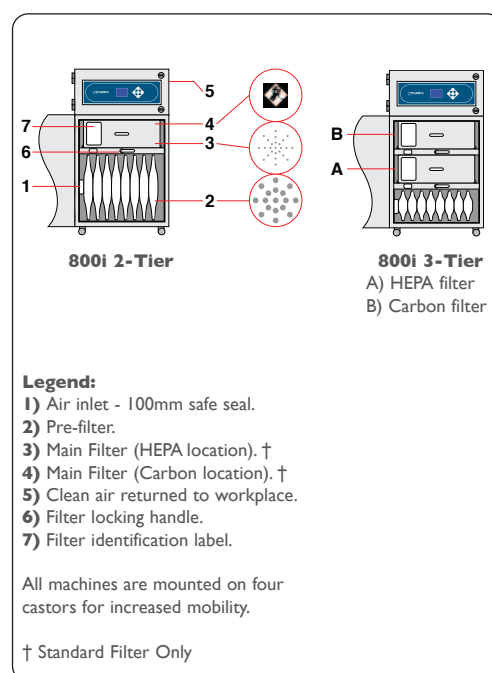
1	2	3	800i - 2 Tier		800i - 3 Tier	
Voltage	230V ±10%		120V ±10%		230V ±10%	120V ±10%
Volume Control	080502D		080503D		080501D	080500D
Vacuum Control	080505D		080507D		080504D	080506D
Wattage	2.60 kW		2.74 kW		2.60 kW	2.74 kW
Frequency	50Hz / 60 Hz		50Hz / 60 Hz		50Hz / 60 Hz	50Hz / 60 Hz
Cabinet height (inc castors)	1143 mm		1143 mm		1143 mm	1143 mm
Cabinet width (not inc hose)	571 mm		571 mm		571 mm	571 mm
Cabinet depth (not inc hose)	670 mm		670 mm		670 mm	670 mm
Cabinet weight	80 Kg		80 Kg		90 Kg	90 Kg
Construction	Precision engineered brushed stainless steel units. High performance continuous run brushless motors. Mounted on castors for mobility.					

4	Labyrinth Pre-filter			
	Options:	Single:	Pack of 2:	Pack of 4:
	(2-Tier)			
	F6 (std)	111098	202280	-
	F8/9 Composite*	111004	202272	-
	(3-Tier)			
	F8/9 Composite (std)*	111101	202273	-
	Chemical Absorbant	200039	-	200262
	*Use F8/F9 Labyrinth bags for PVC			

5	Main filter	
	Options:	Code:
	(2-Tier)	
	HEPA/Chemical (std) or..	113652
	HEPA/Twin Chemical or..	113660
	HEPA/Chemical Cleanroom†	113658
	(3-Tier)	
	HEPA (std) and..	113650
	Chemical (std) or..	113651
	Solvent Lock*	113667

6	Connection Hose Kit (Optional)
	PAGE 26-28 For PVC applications please contact us.

7	Machine Interfacing (Optional)
	<ul style="list-style-type: none"> Start/Stop Control: Extraction unit starts/stops when a connected piece of equipment is switched ON/OFF. Filter Blocked Warning: A signal is sent to a connected piece of equipment to trigger an alert or to shut it down. Remote ON/OFF Switch: 5M cable & switch
Allows the Purex system to interface with a piece of equipment connected to it.	See PAGE 34



Digital Control System

A dedicated control, monitoring and display system unique to Purex fume extractors. All functions are fully automatic, all the user has to do is set the appropriate airflow on installation. The features of this system are designed to:

- Lower energy consumption by using variable speed motors and automatic flow control.
- Increase filter life by using the optimal extraction rate.
- Further protect people by constantly monitoring exhaust emissions.
- Interface with other equipment e.g. a laser.
- Maintain a constant extraction rate to prevent fume escape or damage to equipment.

System Features...

- Automatic electronic flow control - maintains a constant extraction rate even as the filter blocks
- Adjustable airflow
- Clear and informative graphic display
- Gas and Particle Sensors on the exhaust
- Low capital and running costs
- Quick change patented Labyrinth pre-filters deliver longer filter life
- Submicronic (HEPA) filtration removes 99.997% of particles down to 0.3 microns
- Activated carbon filtration removes harmful gas
- Simple to install and quiet in operation
- Easy to relocate and precision made from stainless steel

Includes:

- 1 x Main filter (2-tier)
- 2 x Main filters (3-tier)
- 2 x Labyrinth Pre-filters
- 1 x Power cable (no plug)

Accessories

Please see the accessories section at the back of this brochure.




1500i & 2000i

What to specify...		1. Model	2. Voltage	3. Volume or Vacuum	4. Pre-filter	5. Main filter	6. Connection Kit	7. Interfacing Kit
1	2	3	1500i			2000i		
Voltage			230V ±10%	120V ±10%	400V 3ph + N		220V 3ph	
Volume Control			0LX1510D	0LX1511D	0LX2010D		0LX2011D	
Vacuum Control			021820iD	021821iD	022120iD		022121iD	
Wattage			1.5 kW	1.5 kW	3.0 kW		3.0 kW	
Frequency			50Hz / 60 Hz	50Hz / 60 Hz	50Hz / 60 Hz		50Hz / 60 Hz	
Cabinet height (inc castors)			1400 mm	1400 mm	1400 mm		1400 mm	
Cabinet width (not inc hose)			725 mm	725 mm	725 mm		725 mm	
Cabinet depth (not inc hose)			726 mm	726 mm	726 mm		726 mm	
Cabinet weight (inc filters)			150 Kg	150 Kg	150 Kg		150 Kg	
Construction			Precision engineered brushed stainless steel units. High performance continuous run brushless motors. Mounted on castors for mobility.					

4

Labyrinth Pre-filter



Options: Single:
 F6 (std) 111037
 F8/F9 Composite 111099
 F8/F9 Composite PVC* 111099-PVC
 Chemical Absorbant Pad* 200281

*Use for PVC applications

5

Main filter



Options: Code:
 HEPA/Chemical (std) 110615
 HEPA/Twin Chemical 110614
 HEPA/Chemical Cleanroom* 110632
 HEPA/Chemical PVC 110616-PVC
 Chemical 110610

* Use in combination with 111099

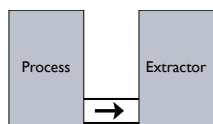


Optional Clean Air Cowl - 640002

PVC Version Available
Air Compressor Available For This Model

6

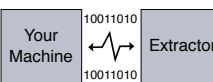
Connection Hose Kit (Optional)



PAGE 26-28
 For PVC applications please contact us.

7

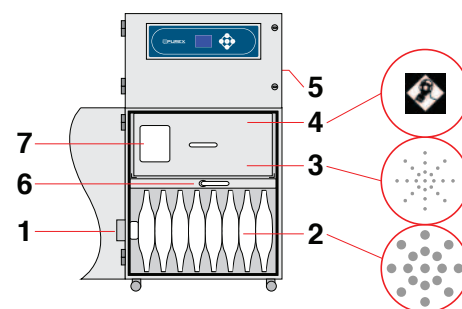
Machine Interfacing (Optional)



Allows the Purex system to interface with a piece of equipment connected to it.

- **Start/Stop Control:** Extraction unit starts/stops when a connected piece of equipment is switched ON/OFF.
- **Filter Blocked Warning:** A signal is sent to a connected piece of equipment to trigger an alert or to shut it down.
- **Remote ON/OFF Switch:** 5M cable & switch

See **PAGE 34**



Legend:

- 1) Air inlet - 150mm safe seal.
- 2) Pre-filter.
- 3) Main Filter (HEPA location). †
- 4) Main Filter (Carbon location). †
- 5) Clean air returned to workplace.
- 6) Filter locking handle.
- 7) Filter identification label.

All machines are mounted on four castors for increased mobility.

† Standard Filter Only

Digital Control System

A dedicated control, monitoring and display system unique to Purex fume extractors. All functions are fully automatic, all the user has to do is set the appropriate airflow on installation. The features of this system are designed to:

- Lower energy consumption by using variable speed motors and automatic flow control.
- Increase filter life by using the optimal extraction rate.
- Further protect people by constantly monitoring exhaust emissions.
- Interface with other equipment e.g. a laser.
- Maintain a constant extraction rate to prevent fume escape or damage to equipment.

System Features...

- Automatic electronic flow control - maintains a constant extraction rate even as the filter blocks
- Adjustable airflow
- Clear and informative graphic display
- Gas and Particle Sensors on the exhaust
- Low capital and running costs
- Quick change patented Labyrinth pre-filters deliver longer filter life
- Submicronic (HEPA) filtration removes 99.997% of particles down to 0.3 microns
- Activated carbon filtration removes harmful gas
- Simple to install and quiet in operation
- Easy to relocate and precision made from stainless steel

Includes:

- 1 x Main filter
- 1 x Labyrinth Pre-filter
- 1 x Power cable (no plug)

Accessories

Please see the accessories section at the back of this brochure.



5000i

What to specify...

1. Model

2. Voltage

3. Volume or Vacuum

4. Pre-filter

5. Main filter

6. Connection Kit

7. Interfacing Kit

1	2	3	5000i	
Voltage	400V 3ph + N		220V 3ph	
Volume Control	0LX5550D		0LX5551D	
Vacuum Control	044250D		044251D	
Wattage	7.5 kW		7.5 kW	
Frequency	50Hz / 60 Hz		50Hz / 60 Hz	
Cabinet height (inc castors)	1804 mm		1804 mm	
Cabinet width (not inc hose)	1250 mm		1250mm	
Cabinet depth (not inc hose)	892 mm		892 mm	
Cabinet weight (inc filters)	400 Kg		400 Kg	
Construction	Precision engineered brushed stainless steel units. High performance continuous run brushless motors. Mounted on castors for mobility.			

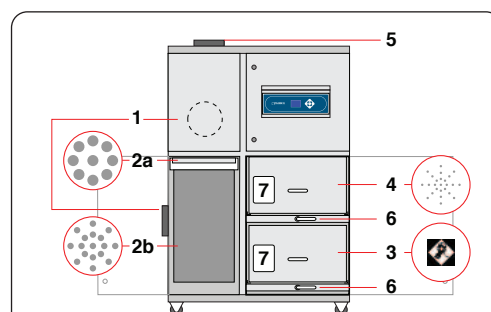
4	Pre-filter	
	1 - Labyrinth (Side Inlet)	
	Options: F8/F9 Composite* Tagged (std) F8	Code: 111006 111072 PVC Options: Chemical Absorbant Pad (Pack of 4) *Use F8/F9 Labyrinth bags for PVC Code: 200312
	2 - Pleated Bag (Rear Inlet)	
	Options: Pre-filter Pad (Pack of 4) and... Pleated Bag Filter	Code: 200310 111144

5	Main filter	
	Options: HEPA (std) and... Chemical (std) or... Pleated Bag	Code: 110633 110627 110645
	Options: Heavy Duty Chemical	Code: 110624 For applications where high levels of solvent are used or when lasing acrylic.

(!) Please note the 5000i requires 2 main filters. Use 111006 in cleanroom applications.

6	Connection Hose Kit (Optional)
	Call Purex or your local distributor for more information.

7	Machine Interfacing (Optional)
	<ul style="list-style-type: none"> Start/Stop Control: Extraction unit starts/stops when a connected piece of equipment is switched ON/OFF. Filter Blocked Warning: A signal is sent to a connected piece of equipment to trigger an alert or to shut it down. Remote ON/OFF Switch: 5M cable & switch
Allows the Purex system to interface with a piece of equipment connected to it.	See PAGE 34



Legend:

- 1) Air inlet (Left or Rear) - 200mm safe seal.
- 2) Pre-filter.
- 3) Main Filter (HEPA location). †
- 4) Main Filter (Carbon location). †
- 5) Clean air returned to workplace.
- 6) Filter locking handle.
- 7) Filter identification label.

Note:

- 2a) Prefilter pad
 - 2b) Pleated Bag Filter
- Alternatively a Labyrinth filter can be supplied.

All machines are mounted on four castors for increased mobility.

† Standard Filter Only

Digital Control System

A dedicated control, monitoring and display system unique to Purex fume extractors. All functions are fully automatic, all the user has to do is set the appropriate airflow on installation. The features of this system are designed to:

- Lower energy consumption by using variable speed motors and automatic flow control.
- Increase filter life by using the optimal extraction rate.
- Further protect people by constantly monitoring exhaust emissions.
- Interface with other equipment e.g. a laser.
- Maintain a constant extraction rate to prevent fume escape or damage to equipment.

System Features...

- Automatic electronic flow control - maintains a constant extraction rate even as the filter blocks
- Adjustable airflow
- Clear and informative graphic display
- Gas and Particle Sensors on the exhaust
- Low capital and running costs
- Quick change patented Labyrinth or standard pre-filters deliver longer filter life
- Submicronic (HEPA) filtration removes 99.997% of particles down to 0.3 microns
- Activated carbon filtration removes harmful gas
- Simple to install and quiet in operation
- Easy to relocate and precision made from stainless steel

Includes:


2 x Main filters and

1 x Labyrinth Pre-filter
or 4 x Pre-filter pads with
1 x Pleated Bag Filter

1 x Power cable (no plug)

Accessories

Please see the accessories section at the back of this brochure.



Analogue Systems



Alpha & Alpha Dust

What to specify...

1. Model

2. Voltage

3. Pre-filter

4. Main filter

5. Connection Kit

6. Interfacing Kit

	200	400
1		
2		
Voltage	230V ±10%	120V ±10%
Alpha-Vacuum Control	0AL2102	0AL2103
Alpha Dust-Vacuum Control	-	-
Wattage	0.14 kW	0.24 kW
Frequency	50Hz / 60 Hz	50Hz / 60 Hz
Cabinet height (inc castors)	885 mm	885 mm
Cabinet width (not inc hose)	465 mm	465 mm
Cabinet depth (not inc hose)	430 mm	430 mm
Cabinet weight	55 Kg	55 Kg
Construction	Precision engineered brushed stainless steel units. High performance continuous run brushless motors. Mounted on castors for mobility.	

3

Labyrinth Pre-filter



Standard Alpha

Options: (Pack of 2)

F6 (std)

F8/F9 Composite

Code:

202269

202274

Dust Version

Options: (Pack of 2)

F6 (std)

F8/F9 Composite

Code:

202268

202271

4

Main filter



Options:

HEPA/Chemical (std)

HEPA/Twin Chemical

or HEPA/Twin Chemical

HEPA/Chemical Cleanroom*

HEPA

HEPA/Chemical

(Hydrophobic)

Code:

113505

113579

113669

113512

113809

113505H

Options:

Chemical

Chemical Special

Chemical (Acidic Fumes)

Pleated Bag

* Use in combination with 202274

NOTE: No main filters are required for the dust version.

Code:

113508

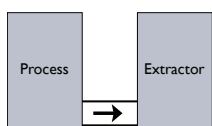
113662

113505P

113531

5

Connection Hose Kit



PAGE 26-28

6

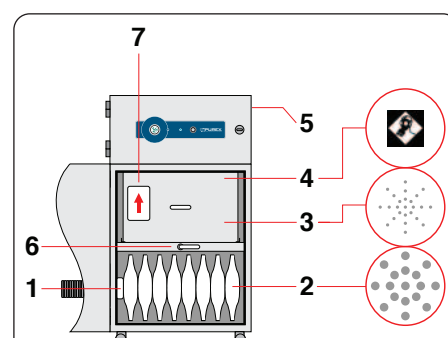
Machine Interfacing (Optional)



Allows the Purex system to interface with a piece of equipment connected to it.

- **Start/Stop Control:** Extraction unit starts/stops when a connected piece of equipment is switched ON/OFF.
- **Filter Blocked Warning:** A signal is sent to a connected piece of equipment to trigger an alert or to shut it down.
- **Remote ON/OFF Switch:** 5M cable & switch

See PAGE 34

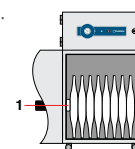


Legend:

- 1) Air inlet - 80mm safe seal.
- 2) Pre-filter.
- 3) Main Filter (HEPA location).
- 4) Main Filter (Carbon location).
- 5) Clean air returned to workplace.
- 6) Filter locking handle.
- 7) Filter identification label.

All machines are mounted on four castors for increased mobility.

The Alpha Dust has a labyrinth bag only.



Alpha Dust

Controls

Visual and Audible Filter Blocked Warning

Alerts the operator when a filter starts to block so that a replacement filter can be acquired and downtime can be avoided.

LED Filter Status

Green = Filter OK

Yellow = Filter nearly full

Red = Filter full, replacement required

Interface with other equipment e.g. a laser optional.

System Features...

- Automatic electronic flow control - maintains a constant extraction rate even as the filter blocks
- Adjustable airflow
- VariColour filter blocked warning system
- Low capital and running costs
- Quick change, patented Labyrinth pre-filters deliver longer filter life
- Submicronic (HEPA) filtration removes 99.997% of particles down to 0.3 microns
- Activated carbon filtration removes harmful gas
- Simple to install and quiet in operation
- Easy to relocate
- Precision made from stainless steel

Includes:

- 1 x Main filter
- 2 x Labyrinth pre-filters
- 1 x Connection Kit
- 1 x Power cable

Note: Alpha Dust does not contain a main filter.

Accessories

Please see the accessories section at the back of this brochure.



What to specify...

1. Model

2. Voltage

3. Pre-filter

4. Main filter

5. Connection Kit

6. Interfacing Kit

	200	400
1		
2		
Voltage	230V ±10%	120V ±10%
Vacuum Control	0AL2106	0AL2107
Wattage	0.14 kW	0.107 kW
Frequency	50Hz / 60 Hz	50Hz / 60 Hz
Cabinet height (inc castors)	705 mm	705 mm
Cabinet width (not inc hose)	707 mm	707 mm
Cabinet depth (not inc hose)	691 mm	691 mm
Cabinet weight	80 Kg	80 Kg
Construction	Precision engineered brushed stainless steel units. High performance continuous run brushless motors. Mounted on castors for mobility.	

3

Labyrinth Pre-filter



Options: (Pack of 2)
F8/F9 Composite

Code:
202275

4

Main filter

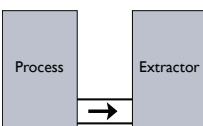


Options:
HEPA/Chemical (std)
HEPA CSA

Code:
110545
113585

5

Connection Hose Kit



PAGE 26-28

6

Machine Interfacing (Optional)



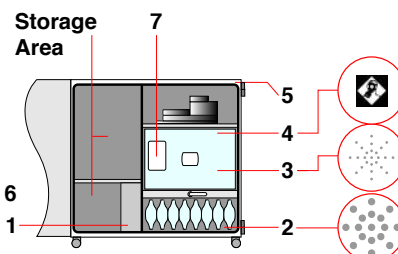
Allows the Purex system to interface with a piece of equipment connected to it.

- **Start/Stop Control:** Extraction unit starts/stops when a connected piece of equipment is switched ON/OFF.
- **Filter Blocked Warning:** A signal is sent to a connected piece of equipment to trigger an alert or to shut it down.
- **Remote ON/OFF Switch:** 5M cable & switch

See PAGE 34



Air Compressor Available For This Model



Legend:

- 1) Air inlet. - 80mm safe seal.
- 2) Pre-filter.
- 3) Main Filter (HEPA location).
- 4) Main Filter (Carbon location).
- 5) Clean air returned to workplace.
- 6) Filter locking handle.
- 7) Filter identification label.

All machines are mounted on four castors for increased mobility.

Controls

Visual and Audible Filter Blocked Warning

Alerts the operator when a filter starts to block so that a replacement filter can be acquired and downtime can be avoided.

LED Filter Status

Green = Filter OK

Yellow = Filter nearly full

Red = Filter full, replacement required

Interface with other equipment e.g. a laser optional.

System Features...

- Automatic electronic flow control - maintains a constant extraction rate even as the filter blocks
- Adjustable airflow
- VariColour filter blocked warning system
- Low capital and running costs
- Quick change, patented Labyrinth pre-filters deliver longer filter life
- Submicronic (HEPA) filtration removes 99.997% of particles down to 0.3 microns
- Activated carbon filtration removes harmful gas
- Simple to install and quiet in operation
- Easy to relocate
- Precision made from stainless steel

Includes:

- 1 x Main filter
- 2 x Labyrinth pre-filters
- 1 x Connection Kit
- 1 x Power cable

Accessories

Please see the accessories section at the back of this brochure.



FumeCube

What to specify...

1. Single or Dual Arm System


2. Voltage


3. Pre-filter


4. Main filter

6. Interfacing Kit

1	2	Single Arm System		Dual Arm System	
Voltage		230V ±10%	120V ±10%	230V ±10%	120V ±10%
Vacuum Control		072066	072067	072065	072068
Wattage		0.14 kW	0.107 kW	0.14 kW	0.107 kW
Frequency		50Hz / 60 Hz	50Hz / 60 Hz	50Hz / 60 Hz	50Hz / 60 Hz
Cabinet height		366 mm	366 mm	366 mm	366 mm
Cabinet width (not inc hose)		308 mm	308 mm	308 mm	308 mm
Cabinet depth (not inc hose)		294 mm	294 mm	294 mm	294 mm
Cabinet weight (inc filters)		17 Kg	17 Kg	17 Kg	17 Kg
Construction		Precision engineered brushed stainless steel units. High performance continuous run brushless motors. Quick and simple to relocate.			

3	Pre-filter Pad	
	Options:	Code:
	F5 Pack of 4 (std)	200225
	F6 Pack of 4	200226
	F8/F9 Pack of 4	200316


4	Main filter			
	Options:	Code:	Options:	Code:
	HEPA/Chemical (std)	110536	Solvent Lock	110543
	Chemical	110537	* Use in combination with 200316	
	Chemical Special	110544	Note: FumeCubes sold prior to December 2008 may require different filters. Please contact your local distributor for advice.	
	HEPA/Chemical Cleanroom*	110538		

6	Machine Interfacing (Optional)	
 <p>Allows the Purex system to interface with a piece of equipment connected to it.</p>	<ul style="list-style-type: none"> Start/Stop Control: Extraction unit starts/stops when a connected piece of equipment is switched ON/OFF. Filter Blocked Warning: A signal is sent to a connected piece of equipment to trigger an alert or to shut it down. Remote ON/OFF Switch: 5M cable & switch 	
	See PAGE 34	



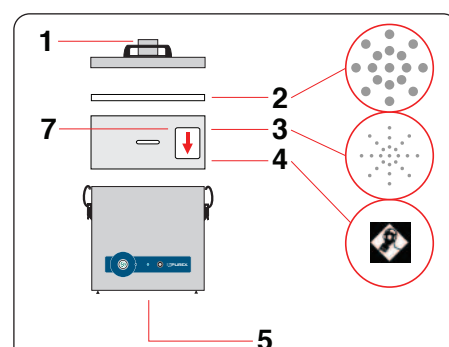
Single arm system supplied with:

- 1 x Filter + pre-filter pad
- 1 x 51mm x 2m flexible hose [black]
- 2 x Connecting cuffs [black]
- 1 x Clamped bracket
- 1 x 38mm stainless steel flexible arm and valve
- 1 x 38mm pen nib nozzle & 1 x conical cowl.



Dual arm system supplied with:

- 1 x Filter + pre-filter pad
- 2 x 51mm x 2m flexible hose [black]
- 4 x Connecting cuffs [black]
- 2 x Clamped bracket
- 2 x 38mm stainless steel flexible arm and valve
- 2 x 38mm pen nib nozzle and 2 x conical cowl.



Legend:

- 1) Air inlet - 57mm ID - 62mm OD
- 2) Pre-filter.
- 3) Main Filter (HEPA location).
- 4) Main Filter (Carbon location).
- 5) Clean air returned to workplace.
- 7) Filter identification label.

In cleanroom filters, positions 3&4 are reversed.

Controls

Visual and Audible Filter Blocked Warning

Alerts the operator when a filter starts to block so that a replacement filter can be acquired and downtime can be avoided.

LED Filter Status

Green = Filter OK

Yellow = Filter nearly full

Red = Filter full, replacement required

Interface with other equipment e.g. a laser optional.

System Features...

- Automatic electronic flow control - maintains a constant extraction rate even as the filter blocks
- Adjustable airflow
- VariColour filter blocked warning system
- Low capital and running costs
- Quick change pre-filters deliver longer filter life
- Submicronic (HEPA) filtration removes 99.997% of particles down to 0.3 microns
- Activated carbon filtration removes harmful gas
- Simple to install and quiet in operation
- Easy to relocate
- Precision made from stainless steel

Includes:

- 1 x Main filter
- 4 x Pre-filter pad
- 1 or 2 Arm Kit
- 1 x Power cable

Accessories

Please see the accessories section at the back of this brochure.



FumeCube MAX

What to specify...

1. Voltage

2. Pre-filter

3. Main filter

4. Kits

5. Interfacing Kit

1

Machine Only

Voltage	230V $\pm 10\%$	120V $\pm 10\%$
Vacuum Control	072115	072116
Wattage	0.14 kW	0.107 kW
Frequency	50Hz / 60 Hz	50Hz / 60 Hz
Cabinet height	493 mm	493 mm
Cabinet width (not inc hose)	314 mm	314 mm
Cabinet depth (not inc hose)	330 mm	330 mm
Cabinet weight (inc filters)	14 Kg	14 Kg



NEW

2

Pre-filter

Labyrinth Pre-Filter (All models)	
Description:	Code:
F8/F9 Composite	111124

3

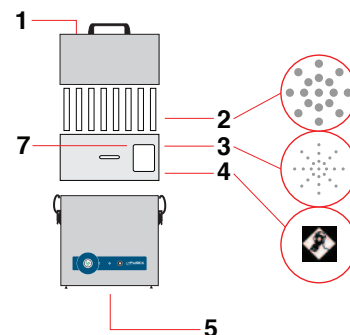
Main filter

Main Filters	
Description:	Code:
HEPA/Chemical (std)	110507
Chemical	110504

Legend:

- 1) Air inlet - 80mm safe seal.
- 2) Prefilter.
- 3) Main Filter (HEPA location).
- 4) Main Filter (Carbon location).
- 5) Clean air returned to workplace.
- 7) Filter identification label.

Construction - Precision engineered brushed stainless steel units. Quick and simple to relocate.



4

Hose and Arm Kits

Option 1

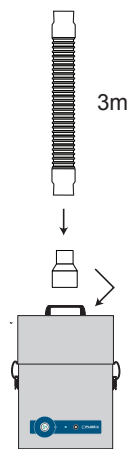
Description: Code:
51mm hose kit (3m) 100032

Option 2

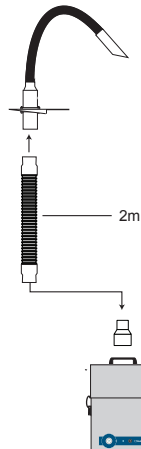
Single 38mm arm kit (Screw Fixing)
1 x Arm Kit (Screw Fix) 100294
or 1 x Arm Kit (Clamp Fix) 100295
1 x 80mm to 51mm reducer 550287

Option 3

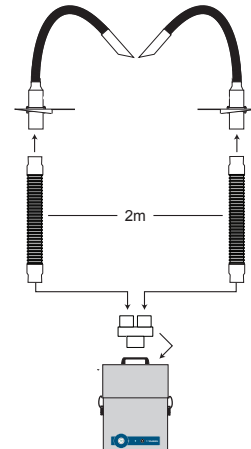
Dual 38mm arm kit
2 x Arm Kit (Screw Fix) 100294
or 2 x Arm Kit (Clamp Fix) 100295
1 x Dual Manifold Assembly 120093C



Option 1 - Hose Kit



Option 2 - 38mm Single Arm Kit



Option 3 - 38mm Dual Arm Kit

5

Machine Interfacing (Optional)

Allows the Purex system to interface with a piece of equipment connected to it.

- **Start/Stop Control:** Extraction unit starts/stops when a connected piece of equipment is switched ON/OFF.
- **Filter Blocked Warning:** A signal is sent to a connected piece of equipment to trigger an alert or to shut it down.
- **Remote ON/OFF Switch:** 5M cable & switch - See PAGE 34

Controls

Visual and Audible Filter Blocked Warning

Alerts the operator when a filter starts to block so that a replacement filter can be acquired and downtime can be avoided.

LED Filter Status

Green = Filter OK
Yellow = Filter nearly full
Red = Filter full, replacement required

Interface with other equipment e.g. a laser optional.

System Features...

- Automatic electronic flow control - maintains a constant extraction rate even as the filter blocks
- Adjustable airflow
- VariColour filter blocked warning system
- Low capital and running costs
- Quick change, patented Labyrinth pre-filters deliver longer filter life
- Submicronic (HEPA) filtration removes 99.997% of particles down to 0.3 microns
- Activated carbon filtration removes harmful gas
- Simple to install and quiet in operation
- Easy to relocate
- Precision made from stainless steel

Includes:

- 1 x Main filter
- 1 x Labyrinth Pre-Filter
- 1 x Power cable

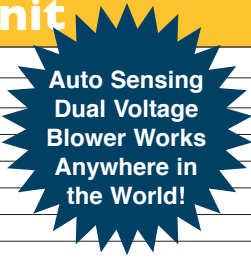


What to specify...

1. Model


3. Pre-filter

4. Main filter

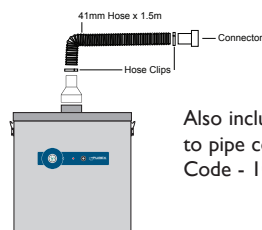
1		3-15 Tip Fume Extraction Unit	
Voltage	230V ±10% or 120V ±10%		
Vacuum Control	072200		
Wattage	0.45 kW		
Frequency	50Hz / 60 Hz		
Cabinet height	493 mm		
Cabinet width (not inc hose)	471 mm		
Cabinet depth (not inc hose)	430 mm		
Cabinet weight (inc filters)	26 Kg		
Construction	Stainless Steel		
Construction	Precision engineered brushed stainless steel units. High performance continuous run brushless motors. Quick and simple to relocate.		

3		Replacement Pads	
		<i>Pre Filter Options:</i> F8/F9 Pack of 4	<i>Code:</i> 200098
Pre Filter	Exhaust Filter	<i>Exhaust Filter Options:</i> Single	<i>Code:</i> 200053

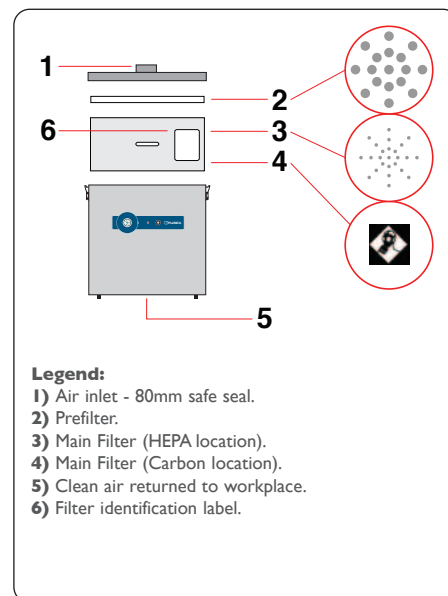



4		Replacement Main filter	
	Options:		Code:
	HEPA/Chemical (std)		110531
	Chemical		110532
	or Chemical Special		110542
	HEPA/Chemical Cleanroom		110533
		Solvent Lock	110541

Pipe kit (100165) includes 32mm Ø:	Code:
6 x 1.5M x 32mm pipe (3 pre drilled)	500050
4 x 90° bends	500080
2 x Swept T's	500100
4 x Straight connectors	500060
2 x End caps	500120



Also includes machine to pipe connector hose
Code - 100170



Supplied with 3 universal iron kits - 300001

Controls

Visual and Audible Filter Blocked Warning

Alerts the operator when a filter starts to block so that a replacement filter can be acquired and downtime can be avoided.

Controls & System Features...

- Speed Control
- Dual voltage brushless blower
- Low capital and running costs
- Quick change pre-filters deliver longer filter life
- Submicronic (HEPA) filtration removes 99.997% of particles down to 0.3 microns
- Activated carbon filtration removes harmful gas
- Simple to install and quiet in operation
- Easy to relocate
- Precision made from stainless steel
- Filter blocked alarm and LED

Includes:

- 1 x Main filter
- 1 x Pre-filter pad
- 1 x Exhaust filter
- 1 x Power cable
- 1 x Connection kit
- 1 x Pipework kit
- 3 x Universal iron kits

Accessories

Please see the accessories section at the back of this brochure.




What to specify...


1. Model

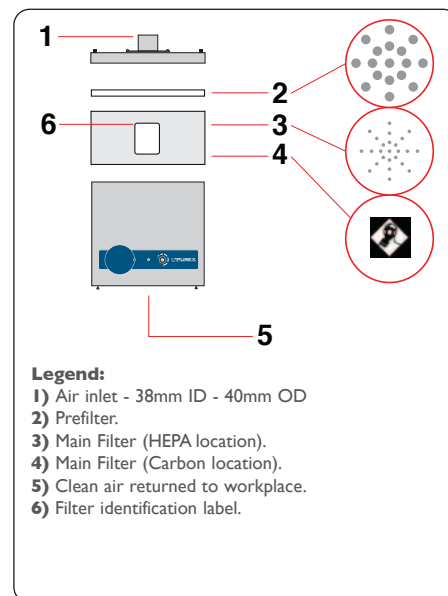
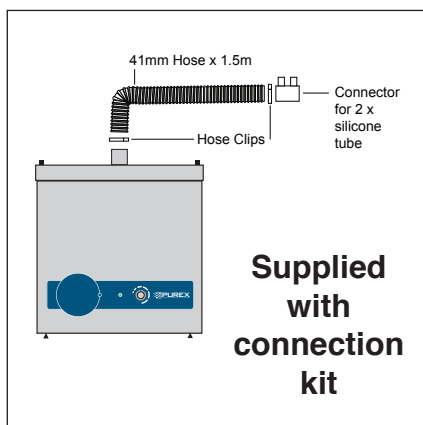
3. Pre-filter

4. Main filter

2 Tip Fume Extraction Unit	
Voltage	230V ±10%
Vacuum Control	072120
Wattage	0.135 kW
Frequency	50Hz / 60 Hz
Cabinet height	275 mm
Cabinet width (not inc hose)	286 mm
Cabinet depth (not inc hose)	291 mm
Cabinet weight (inc filters)	9.8 Kg
Construction	Stainless Steel
Construction	Precision engineered brushed stainless steel units. High performance continuous run brushless motors. Quick and simple to relocate.

3	Replacement Pre-filter Pad
	Options:
	F5 Pack of 4 (std)
	F6 Pack of 4
	Code:
	200225
	200226

4	Replacement Main filter
	Options:
	HEPA/Chemical (std)
	Code:
	110507



Controls & System Features...

- Run LED
- Speed Control
- Low capital and running costs
- Quick change pre-filters deliver longer filter life
- Submicronic (HEPA) filtration removes 99.997% of particles down to 0.3 microns
- Activated carbon filtration removes harmful gas
- Simple to install and quiet in operation
- Easy to relocate
- Precision made from stainless steel

Includes:

- 1 x Main filter
- 1 x Pre-filter pad
- 1 x Power cable
- 1 x Connection kit
- 1 x End cap

Accessories

Please see the accessories section at the back of this brochure.



FumeBuster

What to specify...


1. Voltage


2. Pre-filter

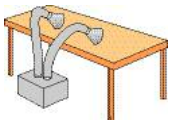

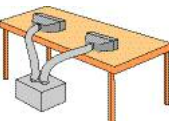

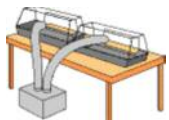
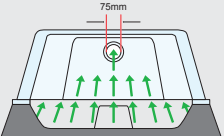
3. Main filter

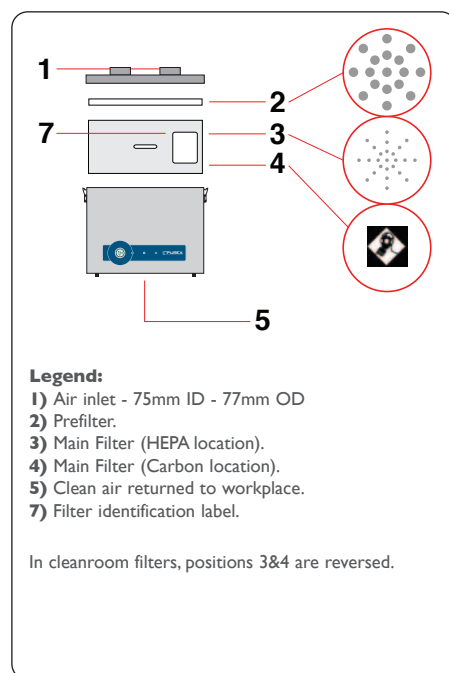
4. Capture Kit (For one or two stations)

I	Machine Only	
Voltage	230V ±10%	115V ±10%
Vacuum Control	070362	070363
Wattage	0.3 kW	0.3 kW
Frequency	50Hz	60 Hz
Cabinet height (inc castors)	350 mm	350 mm
Cabinet width (not inc hose)	425 mm	425 mm
Cabinet depth (not inc hose)	415 mm	415 mm
Cabinet weight (inc filters)	25 Kg	25 Kg
Construction	Precision engineered brushed stainless steel units. High performance continuous run brushless motors. Quick and simple to relocate.	

2	Pre-filter Pad	
	Options:	Code:
	F5 Pack of 4 (std)	200314
	F8/F9 Pack of 4	200098

3	Main filter		
	Options:	Code:	Solvent Lock 110541
	HEPA/Chemical (std)	110531	* Use in combination with 200098
	Chemical	110532	
	or Chemical Special	110542	
	HEPA/Chemical Cleanroom*	110533	

4	Capture Kit (Optional)	
	1 x 1.2m x 75mm Ø flexible arm with 2 x 75mm couplings (120707) + 1 x Conical cowl (840114)	Code: 100181
		
	1 x 1.5m x 75mm Ø flexible hose with 2 x 75mm couplings (100185) + 1 x Anti-static plenum cowl (black) (120702)	Code: 100182
		
	1 x 1.5m x 75mm Ø flexible hose with 2 x 75mm couplings (100185) + 1 x Cleancab extraction cabinet (840155)	Code: 100183
		



Controls

Visual and Audible Filter Blocked Warning

Alerts the operator when a filter is blocked so that a replacement filter can be acquired.

LED Filter Status

Green = Filter OK

Red = Filter full, replacement required

System Features...

- Audible and visual filter blocked alert
- Low capital and running costs
- Quick change pre-filters deliver longer filter life
- Submicronic (HEPA) filtration removes 99.997% of particles down to 0.3 microns
- Activated carbon filtration removes harmful gas
- Simple to install and quiet in operation
- Easy to relocate
- Precision made from stainless steel

Includes:

- 1 x Main filter
- 4 x Pre-filter pad
- 1 x Port blank (530430)
- 1 x Power cable

Accessories

Please see the accessories section at the back of this brochure.



What to specify...

Model

Voltage

2

Captivair Max

Voltage	230V $\pm 10\%$	120V $\pm 10\%$		
Vacuum Control	080703	080702		
Wattage	0.155 kW	0.280 kW		
Frequency	50 Hz	60 Hz		
Cabinet height (inc castors)	691 mm	691 mm		
Cabinet width (not inc hose)	851 mm	851 mm		
Cabinet depth (not inc hose)	591 mm	591 mm		
Cabinet weight (inc filters)	100 Kg	100 Kg		

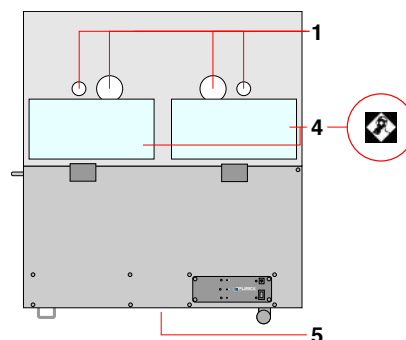
CAPTIVAIRTM
MAX




Legend:

- 1) Air inlet
4 x 48mm ID - 51mm OD
4 x 98mm ID - 102mm OD
- 4) Main Filter (Carbon location).
- 5) Clean air returned to workplace.

All machines are constructed of coated steel.



Main filter (Included)



Description: Chemical (refillable)
Refill for I13800

Code: I13800
I13805

(!) Please note the Captivair^{MAX} requires 2 main filters.

Printer Model		Machine Part No.		Machine Type	Connection Kit	Fittings	Manifold	Main Filter	Pre-Filter
Mimaki	JV33-130SP	080703	080702	CaptivairMAX	120309	120311	120313	113800 x 2	-
	JV33-160SP	080703	080702	CaptivairMAX	120309	120312	120313	113800 x 2	-
Roland	AdvancedJet AJ-740	0LX4000D	0LX4001D	400	120188	120299	-	113508	202260
	VersaUV LEC-300	0AL4102	0AL4103	Alpha 400	100019	120090	-	113508	202269
	VersaUV LEC-330	0AL4102	0AL4103	Alpha 400	100019	120089	-	113508	202269
Seiko	ColorPainter H-74s	080703	080702	CaptivairMAX	120303	120314	120322	113800 x 2	-
	ColorPainter H-104s	080703	080702	CaptivairMAX	120303	120314	120322	113800 x 2	-
	ColorPainter V-64s	0LX4000D	0LX4001D	400	120297	120323 x 2	-	113508	202260

Contact Purex or your local distributor for more information.

Captivair units are available for other printer models, please contact Purex or your local distributor for further information.

Features...

- Captures fumes at source
- Reduces fumes escaping into the workplace
- Promotes a more pleasant working environment
- Can help reduce headaches and nausea caused by fumes
- Helps prevent fumes escaping into neighbouring buildings and rooms
- Bespoke kits for each printer model
- Can aid compliance with health and safety regulations

System Features...

- Visual filter blocked alert
- Low capital and running costs
- Activated carbon filtration of ink vapour
- Simple to install and quiet in operation
- Easy to relocate

Includes:

- 2 x Main filters
- 1 x Power cable






Inline Filter Units

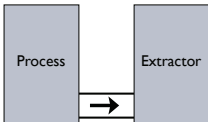
What to specify...

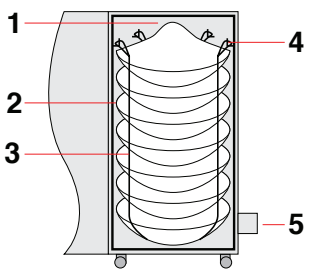
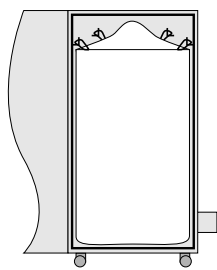
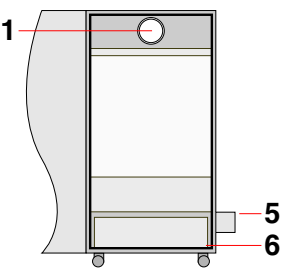
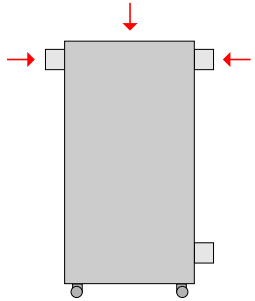
Pre-filter

Connection Kit

1	Cascade	Spark Arrestor
Part number	890180	890241
Cabinet height (inc castors)	1063 mm	1063 mm
Cabinet width (not inc hose)	430 mm	430 mm
Cabinet depth (not inc hose)	430 mm	430 mm
Cabinet weight (inc filters)	30 Kg	30 Kg
Note: Vacuum or Volume	The Cascade Box is fitted with a silicone vacuum sensing tube. The tube should be connected to the inlet on all vacuum machines e.g. Xbase, Alpha and Digital Tip and Arm Applications. It should not be connected on volume machines.	Not Applicable.

2	Cascade Pre-filter	Spark Arrestor
	<p>Description: Needlefelt Cascade Code: 111107 or</p> <p>Description: Labyrinth F8/F9 Composite Code: 111117</p>  <p>Cascade Version Shown</p>	<p>Description: Supplied with a collection tray</p> 

3	Connection Hose Kit
	<p>1 x 1M of 80mm hose 1 x 100-80mm reducer 1 x 80mm coupling 1 x 100mm coupling 2 x 70-90mm hose clips</p> <p>Code: 100184</p>

 <p>Cascade Version</p>	 <p>Labyrinth Version</p>	 <p>Spark Arrestor</p>	 <p>Air Inlet can be ordered in various positions</p>	<p>Legend:</p> <ul style="list-style-type: none"> 1) Air inlet - 80mm safe seal 2) Pre-filter. 3) Support Straps 4) Hooks for Support Straps 5) Exhaust 6) Drop Out Box <p>Cabinet mounted on four castors for increased mobility.</p>
--	---	--	--	---

Inline Filter

The Cascade Box acts as an additional prefilter to capture particles in applications where large amounts are produced. The filter can be emptied when full and the operator can periodically shake the filter to increase filter life.

- Removes large particles from the process air
- Extends the life of the filters in the fume extractor
- Can be used on problematic applications where large quantities of dust are produced
- Filter can be seeded to help deal with sticky particles
- Filter can be emptied and shaken to prolong life*

- The use of this unit means the operator does not have to buy a new, larger fume extraction machine
- Low capital and running costs
- Simple to install and easy to relocate
- Precision made from stainless steel
- * cascade filter only

Spark Arrestor

This inline unit is used to prevent sparks entering the extraction machine. It works by extinguishing sparks against metal surfaces and collecting hot materials in a drop out box.

Includes:

1 x Cascade filter
or 1 x Labyrinth filter
or 1 x Drop out box
1 x Connection kit

Accessories

Please see the accessories section at the back of this brochure.



Accessories



Connection Kits

PUREX MACHINE INLET DIAMETERS

- 40mm - 2tiP
- 57mm - FumeCube
- 75mm - FumeBuster
- 80mm - 200, 400, 200i, 400i, 200i-HP, 400iPVC Alpha, Alpha Dust, Xbase, FumeCube Max, FumeSafe
- 100mm - 800i
- 150mm - 1500i, 2000i
- 200mm - 5000i

??mm

?.?m

??mm

Diameter
of pipe/port

Length of
hose

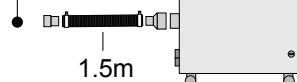
Purex machine
inlet diameter

32mm

1.5m

80mm

Connect
to 32mm
diameter
pipe/port



Code: 100170

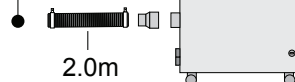
- 1 x 80-34mm reducer
- 1 x 1.5m x 41mm flexible hose
- 2 x Half straight connector
- 2 x 35-50mm hose clips

50mm

2.0m

80mm

Connect
to 50mm
diameter
pipe/port



Code: 100180

- 1 x 80-53.5mm reducer
- 1 x 2m x 57mm flexible hose
- 2 x 45-60mm hose clips

50mm

3.0m (Anti Static)

80mm

Connect
to 50mm
diameter
pipe/port
or Purex
valve



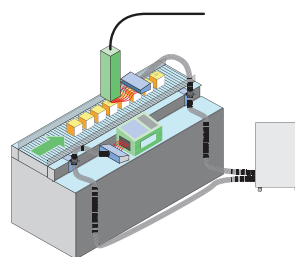
Code: 100026

- 1 x earth strap 6mm
- 1 x 80mm to 51mm reducer
- 1 x 3m x 50mm antistatic hose
- 2 x 51mm antistatic cuffs

50mm

Twin Head AntiStatic

80mm



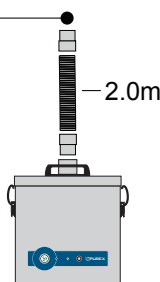
These are bespoke kits. An example is shown on the left. Contact us for more information.

50mm

2.0m

57mm

Connect
to 50mm
diameter
pipe/port
or Purex
valve



Code: 120117

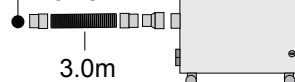
- 1 x 2m x 51mm flexible hose
- 2 x 51mm cuffs

50mm

3.0m

80mm

Connect
to 50mm
diameter
pipe/port
or Purex
valve



Code: 100032

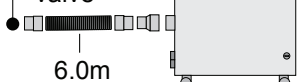
- 1 x 80-51mm reducer
- 1 x 3m x 51mm flexible hose
- 2 x 51mm cuffs

50mm

6.0m

80mm

Connect
to 50mm
diameter
pipe/port
or Purex
valve



Type Code:

Std 100043

PVC* 100043C

- 1 x 80-51mm reducer
- 1 x 6m x 51mm flexible hose
- 2 x 51mm cuffs

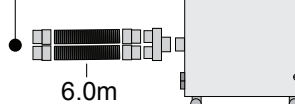
* coated reducer suitable for PVC applications

50mm

6.0m (Dual Manifold)

80mm

Connect
to 50mm
diameter
pipe/port
or Purex
valve




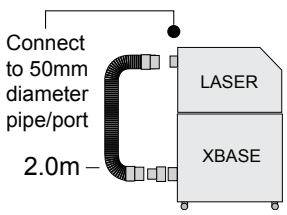
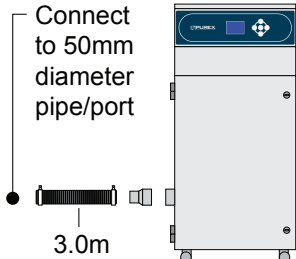
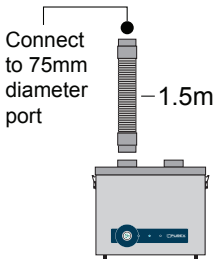
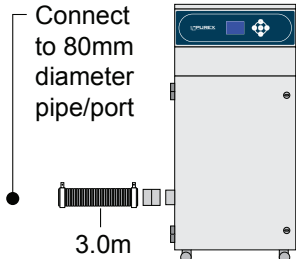
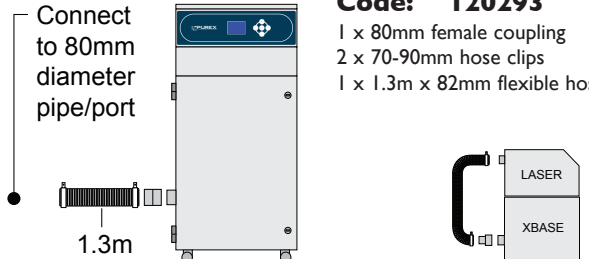
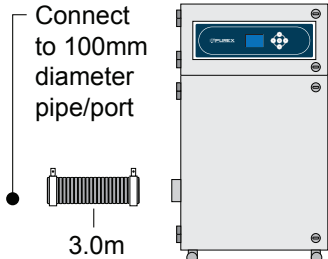
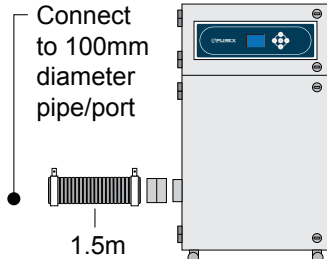
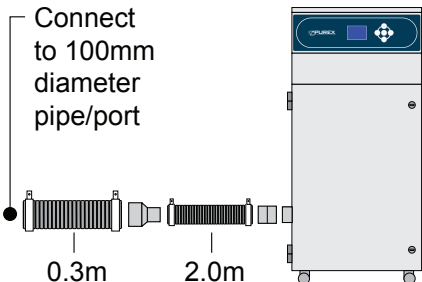
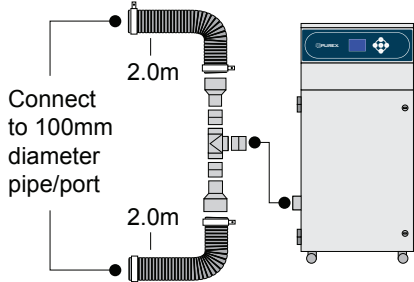
Code: 100039*

- (Use with 100043 or 100043C)
- 1 x dual manifold assembly(120093C)
- 1 x 6m x 51mm flexible hose
- 2 x 51mm cuffs

* also suitable for PVC applications.



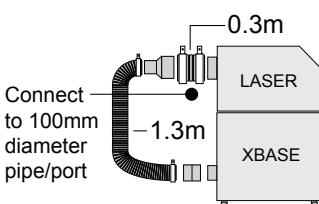
Connection Kits

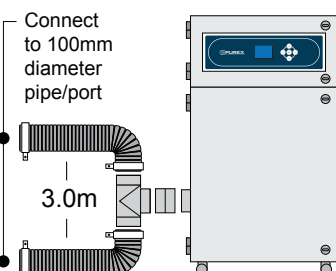
50mm	6.0m (Extension)	50mm	<p>Code: 100037*</p> <p>1 x 50mm coupling 1 x 6m x 51mm flexible hose 2 x 51mm cuffs</p> <p>* also suitable for PVC applications.</p> 
50mm	2.0m	80mm	<p>Code: 100019</p> <p>1 x 80-51mm reducer 1 x 2m x 51mm flexible hose 2 x 51mm cuffs</p> 
50mm	3.0m	80mm	<p>Code: 120285</p> <p>1 x 80-53 mm reducer 1 x 3m x 57mm flexible hose 2 x 45-60mm hose clips</p> 
75mm	1.5m	75mm	<p>Code: 100185</p> <p>2 x 85-75mm reducer 1 x 1.5m x 75mm flexible hose</p> 
80mm	3.0m	80mm	<p>Code: 120299</p> <p>1 x 80mm female coupling 1 x 3m x 82mm flexible hose 2 x 70-90mm hose clips</p> 
80mm	1.3m	80mm	<p>Code: 120293</p> <p>1 x 80mm female coupling 2 x 70-90mm hose clips 1 x 1.3m x 82mm flexible hose</p> 
100mm	3.0m	100mm	<p>Code: 100107*</p> <p>1 x 3m x 100mm flexible hose 2 x 90-120mm hose clips</p> <p>* suitable for PVC</p> 
100mm	1.5m	100mm	<p>Code: 120270</p> <p>1 x 100mm female coupling 1 x 1.5m x 100mm flexible hose 2 x 90-120mm hose clips</p> 
100mm	2.3m	80mm	<p>Code: 120288</p> <p>1 x 80mm female coupling 2 x 70-90mm hose clips 1 x 2m x 82mm flexible hose 1 x 100-80mm reducer 1 x 0.3m x 100mm flexible hose 2 x 90-120mm hose clips</p> 
100mm	2.0m (Dual)	80mm	<p>Code: 120297</p> <p>3 x 80mm female coupling 1 x 80mm equal tee 2 x 100-80mm reducer 2 x 2m x 100mm flexible hose 4 x 90-120mm hose clips</p> 

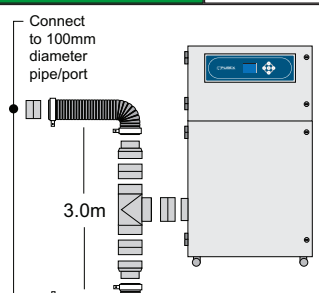


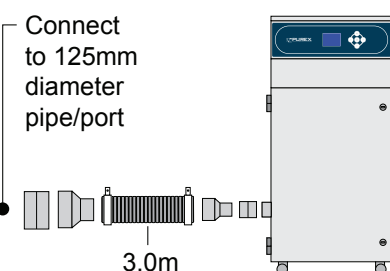
Connection Kits

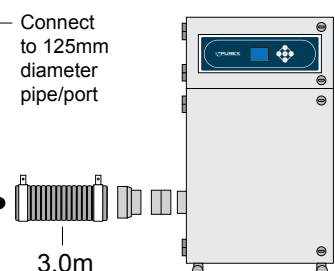
??mm	?.?m	??mm
Diameter of pipe/port	Length of hose	Purex machine inlet diameter

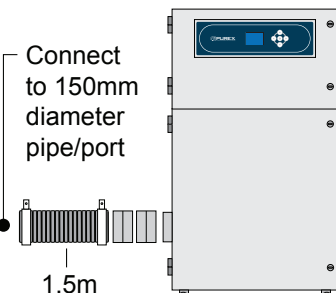
100mm	1.3m	80mm
 <p>Code: I20292 1 x 80mm female coupling 2 x 70-90mm hose clips 1 x 1m x 82mm flexible hose 1 x 100-80mm reducer 1 x 0.3m x 100mm flexible hose 2 x 90-120mm hose clips</p>		

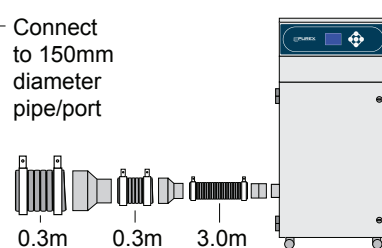
100mm	3.0m (Dual)	100mm
 <p>Code: I20291 1 x 100mm female coupling 1 x 100mm equal tee 2 x 3m x 102mm flexible hose 4 x 90-120mm hose clips</p>		

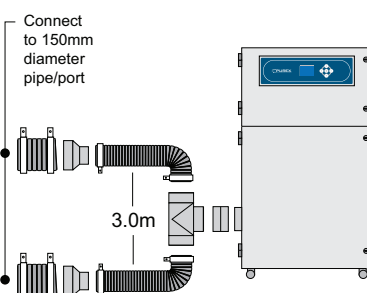
100mm	3.0m (Dual)	150mm
 <p>Code: I20287 1 x 150mm female coupling 1 x 150mm equal tee 2 x 150 female couplings 2 x 150-100mm reducers 2 x 90-120mm hose clips 2 x 3m x 102mm flexible hose 2 x 90-120mm hose clips 2 x 100mm female couplings</p>		

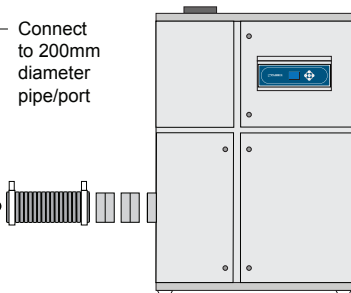
125mm	3.0m	80mm
 <p>Code: I00171 1 x 80mm female coupling 1 x 100-80mm reducer 1 x 3m x 100mm flexible hose 1 x 125-100mm reducer 1 x 125mm female coupling 2 x 90-120mm hose clips</p>		

125mm	3.0m	100mm
 <p>Code: I00172 1 x 100mm female coupling 1 x 125-100mm reducers 1 x 3m x 125mm flexible hose 2 x 135-160mm hose clips</p>		

150mm	1.5m	150mm
 <p>Code: I20280 1 x 150mm female coupling 1 x 150mm male coupling 1 x 1.5m x 150mm flexible hose 2 x 135-160mm hose clips</p>		

150mm	3.3m	80mm
 <p>Code: I20289 1 x 80mm female coupling 2 x 70-90mm hose clips 1 x 3m x 82mm flexible hose 1 x 100-80mm reducer 1 x 0.3m x 100mm flexible hose 2 x 90-120mm hose clips 1 x 150-100mm reducer 1 x 0.3m x 150mm flexible hose 2 x 135-160mm hose clips</p>		

150mm	3.25m	100mm
 <p>Code: I20294 1 x 100mm female coupling 1 x 100mm equal tee 4 x 90-120mm hose clips 2 x 3m x 100mm flexible hose 2 x 150-100mm reducers 2 x 0.25m x 150mm flexible hose 4 x 135-165mm hose clips</p>		

200mm	1.0m	200mm
 <p>Code: SPECIAL 1 x 200mm female coupling 1 x 200mm male coupling 1 x 1m x 200mm flexible hose 2 x 200mm hose clips</p>		



Pipe & Duct

Plastic Pipe Ø 32mm		Plastic Pipe Ø 50mm		Plastic Pipe Ø 82mm	
3.0m straight pipe 500050 - Grey 500055 - Black ABS		3.0m straight pipe 520000 - Grey 520300 - Black ABS		3.0m straight pipe 530110 - Grey	
Straight connector 500060 - Grey 500065 - Black ABS		Straight connector 520020 - Grey 520330 - Black ABS		Straight connector 530170	
45° bend 500070 - Grey		45° bend 520070 - Grey		45° bend single socket 530180	
90° bend 500080 - Grey 500090 - Black ABS		90° bend 520080 - Grey 520130 - Black ABS		90° bend single socket 530190	
Swept 'T' 500100 - Grey 500110 - Black ABS		Swept 'T' 520120 - Grey 520320 - Black ABS		Swept 'T' 530210	
End blank 500120 - Grey 500130 - Black ABS		End blank 520170		Socket plug 530220	
Pipe clip 500180		Pipe clip 520180		Pipe clip 530120	
		Pipe reducer (50-32mm) 520150		Pipe reducer (82-50mm) 530200	
				82mm Strap boss 530160	
				50mm Boss adaptor 530150	



	Steel Duct Ø 100mm	Steel Duct Ø 150mm	Steel Duct Ø 200mm
	3.0m spiral pipe 540100	3.0m spiral pipe 540300	3.0m spiral pipe 540600
	90° bend 540133	90° bend 540345	90° bend 540620
	45° bend 540130	45° bend 540333	45° bend 540622
	30° bend 540129	30° bend 540328	
	Equal 'T' 540145	Equal 'T' 540337	Equal 'T' 540630
	End cap 540161	End cap 540400	End cap 540402
	'U' bracket saddle 540190	'U' bracket saddle 540450	'U' bracket saddle 540891
	Butterfly valve 540185	Butterfly valve 540440	Butterfly valve 540439
	Pipe reducer (100mm-80mm) 540150	Pipe reducer (150mm-100mm) 540382	Pipe reducer (200mm-150mm) 540640
	ENERGY Valve - Alternating Shut Off (100mm) 540686		ENERGY Valve - Alternating Shut Off (200mm) 540684



Arms & Accessories




38mm Stainless Steel Flexible Arm Kit For Purex Airflow Valves

	<p>Includes:</p> <ul style="list-style-type: none"> 1 x 38mm x 1m stainless steel flexible arm with fixed pen nib nozzle 1 x Support collar and valve 1 x Screwed bench bracket 1 x 51mm x 2m flexible hose with 2 connecting cuffs <p>Code: 100294</p> <p>Replacement parts available if required.</p>		<p>Includes:</p> <ul style="list-style-type: none"> 1 x 38mm x 1m stainless steel flexible arm (includes 1 x Support collar and valve) 1 x Clamped bench bracket 1 x Pen-nib nozzle (38mm ID) 1 x Conical cowl (95mm ID) 1 x 51mm x 2m flexible hose with 2 connecting cuffs <p>Code: 100295</p> <p>Replacement parts available if required.</p>
--	--	--	--

(Additional Fittings)

	<p>Clear hood cowl (265 x 310mm) Code: 840160</p>		<p>Pen Nib Nozzle (38mm ID) Code: 840170</p>		<p>Delta cowl (192 x 5mm inlet) Code: 840182</p>		<p>Conical Cowl (95mm ID) Code: 840190</p>
	<p>Screwed bench bracket Code: 840200</p>		<p>Clamped bench bracket Code: 120180</p>		<p>Wall bracket Code: 840210</p>		<p>Bench support collar and valve Code: 840048</p>
	<p>Plenum cowl Anti static polycarbonate (black) Includes 57mm airflow valve Code: 120703</p>		<p>Plenum cowl Anti static polycarbonate (clear) Includes 57mm airflow valve Code: 120704</p>		<p>Max W x L 300 x 400mm</p>		

38mm Stainless Steel Flexible Arm For Push Fit Valves

	<p>Build</p> <p>This is a high quality stainless steel replacement arm to fit plastic push fit valves.</p> <ul style="list-style-type: none"> 1 x 38mm x 1m stainless steel flexible arm 1 x Pen-nib nozzle (38mm ID) or 1 x Conical cowl (38mm ID) 1 x Tapered fitting <p>Upgrade to Purex</p>
<p>Pen Nib Type Code: 120143</p>	<p>Conical Cowl Type Code: 120144</p>

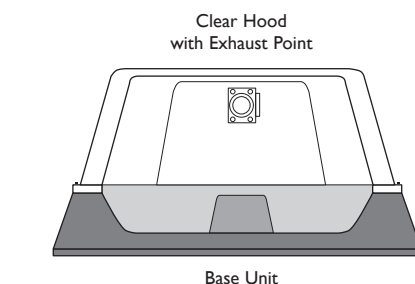
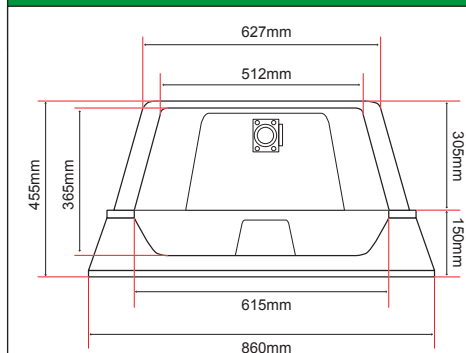
50mm Stainless Steel Flexible Arm Kit For Purex Airflow Valves

	<p>Includes:</p> <ul style="list-style-type: none"> 1 x 50mm x 1m stainless steel flexible arm with fixed conical cowl 1 x Support collar and valve 1 x Clamped bench bracket 1 x 51mm x 2m flexible hose with 2 connecting cuffs <p>Code: 100297</p>		<p>Includes:</p> <ul style="list-style-type: none"> 1 x 50mm x 1m stainless steel flexible arm with square end 1 x Support collar and valve 1 x Clamped bench bracket 1 x 51mm x 2m flexible hose with 2 connecting cuffs <p>Code: 100298</p>		<p>Includes:</p> <ul style="list-style-type: none"> 1 x 50mm x 1m stainless steel flexible arm with clear hood cowl & cuff 1 x Support collar and valve 1 x Clamped bench bracket 1 x 51mm x 2m flexible hose with 2 connecting cuffs <p>Code: 100299</p>
Replacement parts available if required.					



Arms & Accessories

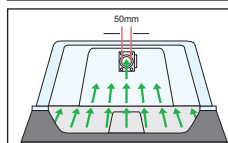
CleanCab Enclosed Extraction Unit



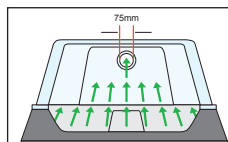
Depth = 510mm



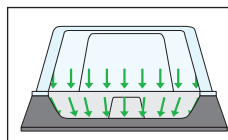
Complete Kit



Includes:
Base
Open hood
57mm Airflow valve
Code: 840150

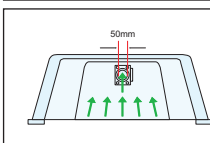


Includes:
Base
Open hood
75mm Exhaust port
Code: 840155

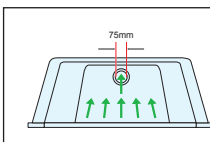


Includes:
Down draught base + Insert
Perforated steel plate
Open hood
75mm Exhaust port
Code: 840164

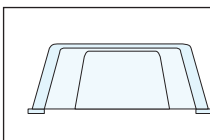
Hood Only



Includes:
Open hood
57mm Airflow valve
Code: 840159



Includes:
Open hood
75mm Exhaust port
Code: 840171

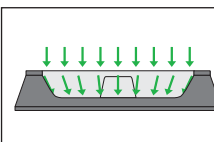


Includes:
Open hood
Code: 840151

Base Only



Includes:
Base
Code: 840152



Includes:
Down draught base + insert
Perforated steel plate
75mm Exhaust port
Code: 840161

Connection kits with 51mm cuffs are suitable for 57mm valves - for 75mm exhaust port use kit 100185

Clean Air Feed

Free Clean Air

- Purex machines produce very clean air from the exhaust so why not use it?
- This replacement exhaust cowl can be used to supply clean air to equipment such as lasers, ovens and more...

Machine Range: Code:
200/400, 200i/400i 190040
800i 190039
1500i/2000i 640002



Dual Inlet Manifold

Connect two hose to one machine.

Manifold: Code:
Aluminium Manifold 120093
Coated Aluminium Manifold 120093C
for corrosive fumes.



(1 x 80mm to 2 x 50mm inlets)

Large Flexible Arms - Call

Digital 400 machines and above only.

100mm = Code: 120172

Other diameters please call.



Compressors

30 PSI / 2.1 bar

Compressor: Code:
Free standing 100284
Integrated* 100283

* 200i/400i/Alpha/Xbase






Tip Kits & Accessories

Universal - Soldering Iron Kit

Allows an extraction tube to be fitted to most common soldering irons.

- 1) 1 x 1.5m x 6mm ID x 1.5mm wall clear silicone hose (560030)
- 2) 1 x screw in adaptor (8mm hose, M10) (580010)
- 3) 5 x 8mm Ø hose clips (580525)
- 4) 1 x universal iron stand (830007)
- 5) 1 x soldering iron stand (830008)
- 6) 1 x cup standard iron (830000)
- 7) 1 x cup metcal iron (830005)
- 8) 1 x extraction tube clip weller (830040)
- 9) 1 x extraction tube clip metcal/mini weller (830050)
- 10) 1 x extraction tube strap universal (830051)
- 11) 1 x 6mm Ø x 100mm extraction tube weller (830110)
- 12) 1 x 6mm Ø x 135mm extraction tube metcal (830112)
- 13) 1 x 6mm Ø x 225mm extraction tube universal (830135)

Code: **300001**



Specific - Soldering Iron Kits

Allows an extraction tube to be fitted to specific soldering irons.

Metcal iron kit

100075

- 1 x extraction tube clip 830050
- 1 x 6mm Ø x 135mm extraction tube 830112
- 1 x 1.5m x 6mm ID x 1.5mm wall clear silicone hose 560030
- 5 x hose clips 580525
- Universal iron stand 830007
- 1 x screw in adaptor (M10) 580010



Large Weller iron adaptor kit

100070

- 1 x extraction tube clip 830041
- 1 x 7mm Ø x 150mm extraction tube 830115
- 1 x 1.5m x 6mm ID x 1.5mm wall clear silicone hose 560030
- 5 x hose clips 580525
- 1 x soldering iron stand 830008
- 1 x cup 830002
- 1 x screw in adaptor (M10) 580010



Antex/Ersa iron kit

100085

- 1 x extraction tube clip 830050
- 1 x extraction tube strap 830051
- 1 x 6mm Ø x 225mm extraction tube 830135
- 1 x 1.5m x 6mm ID x 1.5mm wall clear silicone hose 560030
- 5 x hose clips 580525
- Universal iron stand 830007
- 1 x screw in adaptor (M10) 580010



Pace iron adaptor kit

100072

- 1 x extraction tube strap 830051
- 1 x 6mm Ø x 100mm extraction tube 830110
- 1 x 1.5m x 6mm ID x 1.5mm wall clear silicone hose 560030
- 5 x hose clips 580525
- 1 x soldering iron stand 830008
- 1 x cup 830002
- 1 x screw in adaptor (M10) 580010



Mini Weller iron kit

100065

- 1 x extraction tube clip 830050
- 1 x 6mm Ø x 135mm extraction tube 830112
- 1 x 1.5m x 6mm ID x 1.5mm wall clear silicone hose 560030
- 5 x hose clips 580525
- 1 x soldering iron stand 830008
- 1 x cup 830005
- 1 x screw in adaptor (M10) 580010



Hakko iron adaptor kit

100030

- 1 x 6mm Ø x 225mm extraction tube 830136
- 1 x 1.5m x 6mm ID x 1.5mm wall clear silicone hose 560030
- 5 x hose clips 580525
- 1 x screw in adaptor (M10) 580010
- 1 x extraction tube strap 830051



Standard Weller/RS/Adcola iron kit

100060

- 1 x extraction tube clip 830040
- 1 x 6mm Ø x 100mm extraction tube 830110
- 1 x 1.5m x 6mm ID x 1.5mm wall clear silicone hose 560030
- 5 x hose clips 580525
- 1 x soldering iron stand 830008
- 1 x cup 830000
- 1 x screw in adaptor (M10) 580010





Tip Kits & Accessories

These optional kits allow the user to quickly and simply detach the soldering iron from the extraction system. The options are:

- To detach the iron from the main pipework.
- To detach the iron from trunking on the bench.
- To detach the iron from an ON/OFF tap.

Use with Soldering Iron Kits shown on previous page.

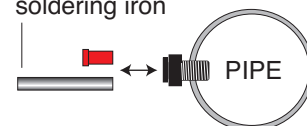
Optional - Quick Release Kit

1 x Adaptor 8mm hose 1/4BSP	(580070)
1 x 8mm red blank	(580130)
1 x Adaptor tube 8mm x 65mm	(580300)

Code: **100100**



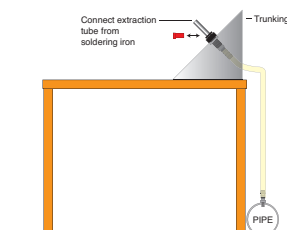
Connect extraction tube from soldering iron



Optional - Trunking Connector Kit (Quick Release)

1 x Adaptor tube 8mm x 65mm	(580300)
1 x 8mm red blank	(580130)
1 x Trunking connector (8mm)	(580190)
1 x 8mm Connector hose stem	(580210)
1 x 1.5m x 6mm ID x 1.5mm wall clear silicone hose	(560030)
1 x screw in adaptor (8mm hose, M10)	(580010)

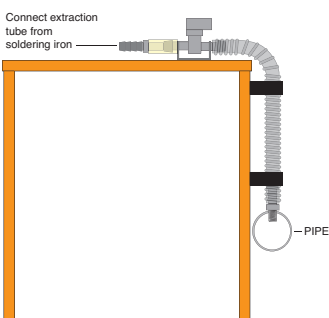
Code: **100090**



Optional - ON/OFF Tap Kit (Quick Release)

1 x 8mm Connector hose stem	(580210)
1 x 0.04m x 8mm ID x 2mm wall clear silicone hose	(560060)
1 x ON/OFF tap bracket	(580090)
1 x ON/OFF tap	(590078)
1 x 1m x 13mm flexihose	(570000)
2 x Hose clip 15mm	(580500)
1 x Adaptor 12mm hose 3/8BSP	(580035)
4 x Screws	

Code: **300002**



Optional - Tube Cleaning Brushes

Tube cleaning brushes	
5mm bronze	830200
Airflow meter	
5-50 l/min	330200
10-100 l/min	330201





Machine Interfacing

4 way Mini Bulgin

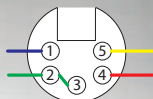


Code: 105097 (5M cable)

ALARM
PINS 1 + 2 = VOLT FREE ALARM OUTPUT CONTACTS

REMOTE START
VOLT FREE CONTACTS REQUIRED TO OPERATE
PIN 3 = REMOTE START INPUT SIGNAL
PIN 4 = +12V DC

5 way XLR Neutric



Code: 105105 (5M cable)

ALARM
PINS 1 + 4 = VOLT FREE ALARM OUTPUT CONTACTS

REMOTE START
VOLTAGE SIGNAL REQUIRED TO OPERATE
PIN 2+3 (LINKED) = REMOTE START INPUT SIGNAL
PIN 5 = 0V DC

6 way Bulgin

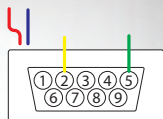


Code: 105103 (5M cable)

ALARM
PINS 1 + 4 = VOLT FREE ALARM OUTPUT CONTACTS

REMOTE START
VOLT FREE CONTACTS REQUIRED TO OPERATE
PIN 3 = REMOTE START INPUT SIGNAL
PIN 5 = +12V DC
PIN 2 + 6 = NOT USED

9 way D-type

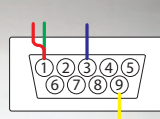


Code: 105106 (5M cable)

ALARM
NO ALARM OUTPUT

REMOTE START
VOLTAGE SIGNAL REQUIRED TO OPERATE
PIN 2 = 0V DC
PIN 3 = +12VDC / +24VDC REMOTE START INPUT SIGNAL

9 way D-type



Code: 105107 (5M cable)

ALARM
PIN 3 = +12VDC / +24VDC ALARM OUTPUT

REMOTE START
VOLTAGE SIGNAL REQUIRED TO OPERATE
PIN 1 = REMOTE START INPUT SIGNAL
PIN 9 = 0V DC

9 way D-type

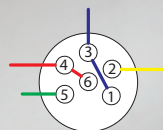


Code: 105104 (5M cable)

ALARM
PINS 1 + 2 = VOLT FREE ALARM OUTPUT CONTACTS

REMOTE START
VOLT FREE CONTACTS REQUIRED TO OPERATE
PIN 3 = REMOTE START INPUT SIGNAL
PIN 4 = +12V DC

6 way Lumberg

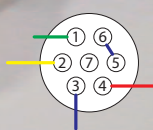


Code: 105096 (5M cable)

ALARM
PINS 1 + 6 = VOLT FREE ALARM OUTPUT CONTACTS
PINS 3 + 4 = VOLT FREE ALARM OUTPUT CONTACTS

REMOTE START
VOLTAGE SIGNAL REQUIRED TO OPERATE
PIN 5 = +12VDC / +24VDC REMOTE START INPUT SIGNAL
PIN 2 = 0V DC INPUT

7 way Lumberg




Code: 105098 (5M cable)

ALARM
PINS 3 + 4 = VOLT FREE ALARM OUTPUT CONTACTS

REMOTE START
VOLTAGE SIGNAL REQUIRED TO OPERATE
PIN 1 = +12VDC / +24VDC REMOTE START INPUT SIGNAL
PIN 2 = 0V DC INPUT
PIN 5 + 6 = LINKED
PIN 7 = NOT USED

No Connector




Code: 105108 (5M cable)

Yellow and green wires = remote start stop
VOLT free contacts required to close these wires to start (+12VDC signal)

Red and blue wires = alarm signal
Output via a set of VOLT free contacts inside Purex extractor

Remote ON/OFF Switch



Code: 105114 (5M cable)

Now you can easily switch your Purex fume extractor on or off from up to 5m away. This is particularly useful if your fume extractor is tucked away under a bench or in a cupboard where it cannot easily be accessed. This feature is also useful if the work you do is not continuous e.g. intermittent hand soldering as you will be saving energy by turning the extractor off.

IMPORTANT: Failure to follow the wiring instructions above or hard wiring other cables to your Purex machine will invalidate any warranty and may damage your machine.






Power Plug Options

Note: A plug will be supplied to match the destination region on the order. E.g. an order to go to the UK will be supplied with a UK plug unless you request otherwise.

FumeCube (inc MAX), FumeBuster, FumeSafe, 2tiP and Captivair

Are supplied with a 2m long detachable cable with a choice of plug.

USA/ASIA 120V	UK	Europe	No Plug
			Bare wire only.
Code: 410125	Code: 410100	Code: 410127	Code: 410120

200/400, 200i/400i, 400iPVC, Alpha, Xbase

Are supplied with a 5m long detachable cable with a choice of plug.

USA/ASIA 120V	USA/ASIA 230V	UK	Europe
			
Code: 410160	Code: 410161	Code: 410162	Code: 410163
Australia	No Plug		
	Bare wire only.		
Code: 410164	Code: 410165		

800i, 1500i, 2000i, 5000i

Are factory fitted with a 5m long cable without a plug.

Electrical installations should only be carried out by a qualified person.



Replacement Parts

PART	Blower 230V	Blower 120V	Blower 230V/120V	Blower 220V/400V	PCB Digital Volume	PCB Digital Vacuum	PCB Analogue	FMU Filter Monitor Unit	Inverter 230V/120V	Inverter 220V	Inverter 400V
200	300593	300592			400001	400000		400440			
400	300595	300594			400001	400000		400440			
200i	300593	300592			400001	400000		400440			
200i-HP	300596					400000		400440			
400i	300595	300594			400001	400000		400440			
400i PVC	300595	300594			400001			400440			
800i - 2 Tier	300595 x 2	300594 x 2			400001	400000		400440			
800i - 3 Tier	300595 x 2	300594 x 2			400001	400000		400440			
1500i			300603		400001	400000		400440	400406		
2000i				300612	400001	400000		400440		400394	400396
5000i				300615	400001	400000		400440		400393	400439
Alpha 200	300170	300174					400048				
Alpha 400	300172	300173					400048				
Xbase 200	300170	300174					400048				
Xbase 400	300172	300173					400048				
FumeCube (inc Max)	300170	300174					400048				
FumeBuster	300161	300162					400049				
FumeSafe			300618								
2tiP	300575						400005				
Captivair Max	300588	300589					400007				

When ordering PCBs please supply the machine serial number and connection kit used.



Replacement Fuses

Code: 410246 (For 200, 200i - 120V) & (400, 400i & 400iPVC - 230V)
 Code: 410276 (For 200, 200i - 230V) & (Alpha, Xbase - 230V & 120V)
 Code: 410271 (For 400, 400i & 400iPVC - 120V)



Replacement Manuals

Code: 822005 Digital Manual
 Code: 822006 Analogue Manual
 Code: 822001 Captivair Manual

Download from www.purex.co.uk



Options

Supplied as Standard

1 Machine Selection

Specifying the correct model is vitally important to ensure the extraction rate is sufficient and filtration is optimal.



2 Volume or Vacuum

Digital machines come with the choice of vacuum or volume sensing. Vacuum sensing is for tip and arm applications. Volume sensing is for laser and machine processing.[†]



3 Voltage

All machines are available in a variety of voltages to cater for different regions of the world.



4 Pre-filter

The pre-filter protects the main filter from premature blockage. A wide choice of pre-filter combinations are available from Purex depending on your application.



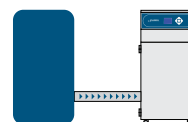
5 Main Filter

A wide choice of main filter combinations are available from Purex depending on your application.



6 Connection Kit

Connect the extractor to pipe work or to another machine such as a laser or reflow oven.*



Optional

7 Additional Filtration

Some applications may require additional filter capacity, for example the Cascade filter can extend the life of other filters in problematic applications.



8 Accessories

Accessories include arm, tip and pipework kits.



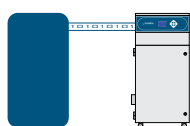
9 Remote ON/OFF

Switch your Purex fume extractor on/off from up to 5m away. This is particularly useful if your fume extractor is tucked away under a bench where it cannot easily be accessed.



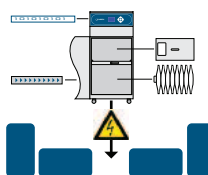
10 Interface Kit

The Purex machine can control or be controlled by another machine such as a laser or reflow oven. Options include: ON/OFF control and filter blocked warnings.



11 Installation

Correct installation is essential to aid compliance with health and safety regulations and to protect your people and process.



12 LEV Testing

LEV testing is also essential to aid compliance with health and safety regulations and to protect your people and process.



[†] Digital machines offer volume or vacuum sensing, all other machines are vacuum sensing only. *Not all machines are supplied with a connection kit as standard, please check the individual product page for details. For more help and information please contact Purex or your local representative

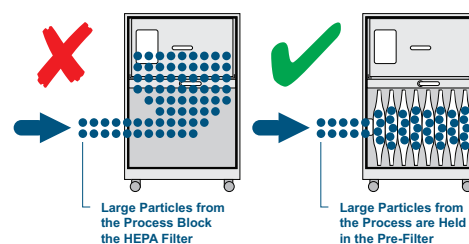


Pre-Filters



Pre-filters are designed to capture larger particles before they can enter the main HEPA filter.

Without pre-filters, the life of the main filter would be much shorter.

A variety of media and designs are available to allow Purex extractors to be used in a wide range of processes.



Pads



Pad pre-filter

- Extends the life of the main filter by capturing larger particles before they reach the HEPA filter
- Fits neatly under the main filter
- Graduated fibre matrix delivers excellent particle capture capacity
- Ideal for low volume applications or where small amounts of particles are produced

Labyrinth



Patented Labyrinth pre-filters

- Extends the life of the main filter by capturing larger particles before they reach the HEPA filter
- Fits neatly under the main filter in integral Purex extractors
- Graduated fibre matrix delivers excellent particle capture capacity - up to 20 times more than a standard filter
- Ideal for medium-high volume applications
- Can deal with sticky or moisture laden particles
- Composite material available for extra filter life and filtration down to 0.5 micron
- Contains the particles inside for clean and simple disposal

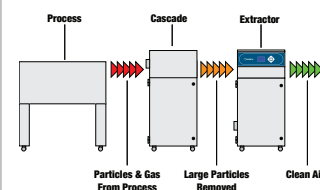
Pleated Bag



Pleated bag pre-filter

- Extends the life of the main filters by capturing larger particles
- Used in Purex 5000i machines
- Provides additional particle capturing capacity
- Ideal for processes where large amounts of particles are produced
- Contains the particles inside for clean and simple disposal

Cascade



Cascade heavy duty inline filter

- Extends the life of the pre-filter by capturing larger particles
- Fits between the process and the Purex machine
- Provides additional particle capturing capacity
- Ideal for processes where large amounts of particles are produced
- Can be emptied and reused
- Can be powder seeded for extra life in difficult applications
- Contains the particles inside for clean and simple disposal





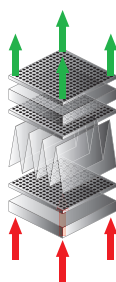
Main Filters

Purex use specialised combinations of filter media to capture particles, gases and vapours generated by industrial processes such as laser engraving, laser marking, hand and machine soldering, ink jet printing and many others. Each filter has a unique serial number and is individually tested and certified to ensure performance and safety.

Purex HEPA (High Efficiency Particulate Air) filter elements are precision manufactured from a pleated material that incorporates reinforcing strips which separate the pleats and help prevent airflow vibration or collapse.

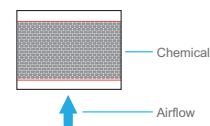
Additionally, air equalisation plates are used between the layers of media to further reinforce the filter housing and to distribute the airflow across the filter to ensure all of the filter media is used.

Typical Filter



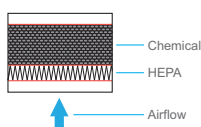
Chemical

Adsorbs a wide variety of gases and vapours.



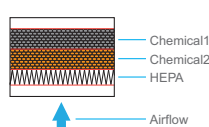
HEPA/Chemical

Filters small particles @ 99.997% down to 0.3 microns in size and adsorbs a wide variety of gases and vapours



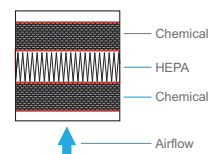
HEPA/Twin Chemical

Filters small particles @ 99.997% down to 0.3 microns in size and adsorbs a wide variety of gases and vapours particularly from rubber engraving or acidic gas applications.



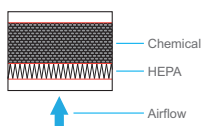
HEPA/PVC Chemical

Filters small particles @ 99.997% down to 0.3 microns in size and adsorbs gases and corrosive vapours generated when PVC is laser processed.



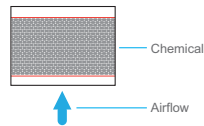
HEPA/CSA

Heavy duty filter for laser engraving rubber.



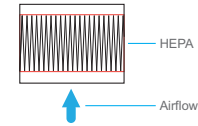
CSA

Adsorbs a wide variety of gases and vapours.



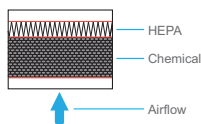
HEPA

Filters small particles @ 99.997% down to 0.3 microns in size.



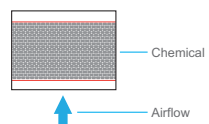
HEPA/Chemical Cleanroom

Adsorbs a wide variety of gases and vapours and filters small particles @ 99.997% down to 0.3 microns in size. Specially designed for use in cleanrooms. (Use F8/F9 pre-filters.)



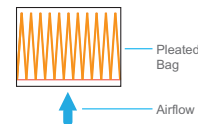
Solvent Lock

Adsorbs gases and vapours generated by ink jet printing and certain solvent applications.



Pleated Bag

Filters small particles from the airstream. Replaces the HEPA filter in certain machines and applications.





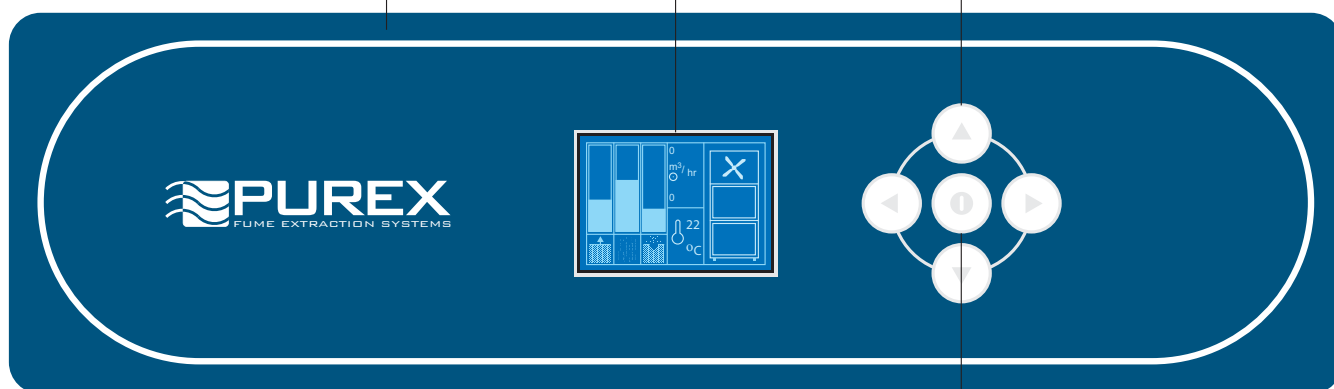
Digital Control System

*“The Ultimate in Advanced Control,
Monitoring, Performance and Safety Features”*

WATER PROOF FASCIA

GRAPHIC DISPLAY

MENU BUTTONS

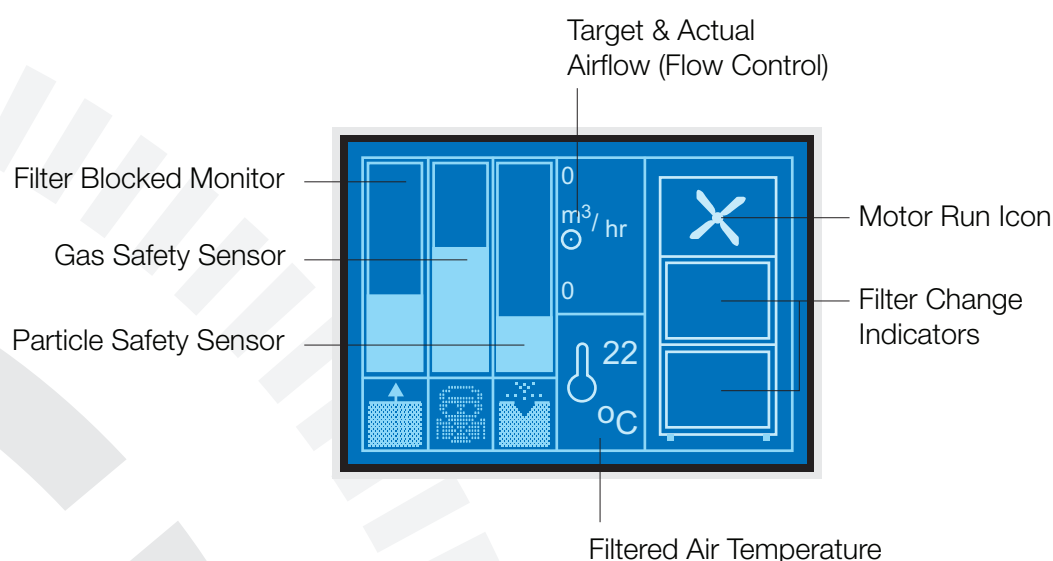


ON/OFF SWITCH

A dedicated control, monitoring and display system unique to Purex fume extractors.
All functions are fully automatic, all the user has to do is set the appropriate airflow on installation.









The many features of this system are designed to:

- Protect people by constantly monitoring exhaust emissions.
- Maintain a constant airflow and lower energy consumption by using variable speed motors which also allow the use of a fully automatic flow control system.
- Show the operator at a glance the status of the machine via an advanced graphic display.





Digital Control System

Gas Sensors	Particle Sensors	Speed Control	Flow Control
<p>Constantly monitors the chemical filters to warn the user when they are nearly saturated. This helps reduce downtime by allowing the user time to make replacement filters ready. Gas sensors also warn the user if hazardous gas is passing through the system, e.g. due to a missing, damaged or incorrectly fitted filter.</p> 	<p>Constantly monitors the particle filters to warn the user if hazardous particles are passing through the system, e.g. due to a missing, damaged or incorrectly fitted filter.</p> 	<p>The user can set the required airflow for the process. The motor will automatically speed up or slow down until the “actual” airflow equals the “required” airflow.</p> <p>This system is energy efficient as the motor does not have to constantly run at 100%. It also means the machine is quieter and the filters last longer.</p> 	<p>Purex “Flow Control” automatically increases the speed of the motor as the filter blocks to keep extraction constant and ensure fumes are captured effectively throughout the life of the filter.</p> 
Filter Status	Filter Indicator	Temperature	Interfacing
<p>Constantly monitors the particle filters to warn the user when they are nearly full. This helps reduce downtime by allowing the user time to make replacement filters ready.</p> 	<p>If a filter is nearly blocked or if the gas or particle alarms are triggered, this icon will show which filters may need attention.</p> <p>This makes it easier and quicker for the user to identify where the problem may be. This icon also indicates to the user when the motor is running.</p> 	<p>An adjustable alarm to warn if the filtered air temperature goes above a certain level.</p> 	<p>Allows the Purex unit to communicate with associated equipment such as lasers or reflow ovens etc. Options:</p> <ul style="list-style-type: none"> • Synchronised STOP/START • Automatic run on (extraction continues for a set period after associated equipment is stopped.) • Filter Alarm Signals • Several connection types • Remote ON/OFF switch 

FEATURE LIST	Graphic Display	Gas Sensor	Particle Sensor	Filter Indicator	Temp Warning	Machine Interfacing	Speed Control	Flow Control	Filter Life Warning	Coated for PVC use	Air Compressor
200/400	●	●	●	●	●	■	●	●	●	■	■
200i/400i (inc HP)	●	●	●	●	●	■	●	●	●	■	■
400i PVC	●	●	●	●	●	■	●	●	●	●	■
800i 2-Tier	●	●	●	●	●	■	●	●	●	■	■
800i 3-Tier	●	●	●	●	●	■	●	●	●	■	■
1500i/2000i	●	●	●	●	●	■	●	●	●	■	■
5000i	●	●	●	●	●	■	●	●	●	■	■
Alphas (inc Dust)*	-	-	-	-	-	■	●	●	●	-	■
Xbase*	-	-	-	-	-	■	●	●	●	-	■
FumeCube (inc MAX)*	-	-	-	-	-	■	●	●	●	-	-
FumeSafe*	-	-	-	-	-	-	●	●	●	-	-
2tiP*	-	-	-	-	-	-	●	-	●	-	-
FumeBuster*	-	-	-	-	-	-	-	-	●	-	-
Captivair*	-	-	-	-	-	-	-	-	●	-	-

● Supplied as standard.

■ Optional.

- Not applicable

* Analogue control system only



Terms & Conditions

1. Contract

1.1 All quotations given, orders accepted and contracts entered into by Purex International Limited ("Purex") with any person ("Purchaser") for supply of goods ("Goods"), or for services ("Services") are subject to these conditions of sale ("Conditions"). All other terms and conditions, whether expressly stipulated by the Purchaser or implied by trade custom, course of dealing or otherwise are excluded. No variation to these Conditions will be effective unless agreed in writing by an authorised representative of Purex.

1.2 No quotation, estimate or proposal issued by Purex is an offer that is capable of acceptance by the Purchaser. Any order issued by the Purchaser shall be deemed placed subject to these Conditions and shall constitute an offer that Purex may accept or reject. The contract between Purex and the Purchaser ("Contract") shall be formed at the time Purex accepts the Purchaser's order. Purex may accept the Purchaser's order by issuing an order acknowledgement or by other means, including commencing the supply of Goods or the performance of Services. No amendments to the Purchaser's order shall be valid unless agreed in writing by an authorised representative of Purex.

2. Order and Specifications

The Purchaser shall be responsible to Purex for ensuring the accuracy of the terms of any order, including any applicable specification, submitted by the Purchaser, and for giving to Purex any necessary information relating to the Goods or Services within a sufficient time to enable Purex to perform the Contract in accordance with its terms. The specification for the Goods or Services shall be that set out in the Purchaser's order or as otherwise agreed in writing by Purex. Should an order be cancelled by the Purchaser within 2 months of the relevant delivery date Purex reserves the right to impose a reasonable cancellation charge.

3. Price and Payment

3.1 The price of Goods and Services shall be the price quoted by Purex. Quoted prices shall remain valid for 30 days. Prices do not include carriage and packing which will be charged at cost plus a handling fee unless otherwise specified in writing. Express or Special Delivery at the Purchaser's request will always be at the Purchaser's expense. Prices do not include VAT.

3.2 Unless otherwise agreed in writing payment of invoices shall be made in full without any deduction or set-off within 30 days of the invoice date. Payment shall be due whether or not property in the Goods has passed. Time for payment shall be of the essence. If the Purchaser fails to pay Purex any sum due pursuant to the Contract, the Purchaser shall be liable to pay interest to Purex on such sum from the due date for payment at the annual rate of 4% above the base lending rate from time to time of The Bank of England, accruing on a daily basis until payment is made, whether before or after any judgement. Purex reserves the right to claim interest under the Late Payment of Commercial Debts (Interest) Act 1998. Purex may also, without prejudice to any other remedy suspend or cancel further supply of Goods or performance of Services whether under this or any other Contract until the Purchaser makes payment in full together with any applicable interest.

4. Delivery

4.1 Delivery of the Goods shall unless otherwise agreed be made by Purex delivering the Goods to the location specified in the Purchaser's order or by the Purchaser collecting the Goods at Purex's premises.

4.2 Any dates or times for delivery of Goods and performance of the Services are approximate only. Purex shall use reasonable endeavours to meet such dates or times but so long as it uses such reasonable endeavours Purex shall not be liable to the Purchaser, in contract, tort, negligence or otherwise for any loss or damage whatsoever resulting from any late delivery or performance.

4.3 Where the Goods are delivered by instalments, any breach by Purex in respect of any one or more instalments shall not entitle the Purchaser to terminate the Contract in whole or in part.

4.4 Upon receipt of the Goods the Purchaser shall examine them and shall within 48 hours of such receipt give notice in writing to Purex of any apparent defects and/or shortages. The parties will agree between themselves such further action as may be necessary to remedy the defect and/or shortage. Purex shall not be liable for any such defects and/or shortages notified to it after the period of 48 hours after receipt.

5. Risk and Title

5.1 Risk of damage to or loss of the Goods shall pass to the Purchaser when Purex delivers the Goods to the Purchaser or, if the Purchaser collects the Goods from Purex, when the Goods are loaded onto transport at Purex's premises.

5.2 Notwithstanding the passing of the risk, Purex shall retain title to and ownership of the Goods until it has received payment in full of all sums due for the Goods.

5.3 Until title in the Goods has passed to the Purchaser, the Purchaser shall be in possession of them as a bailee of the Goods for Purex and shall store the Goods, properly insured and protected, separately from any Goods belonging to the Purchaser or any third party and shall be clearly marked and identifiable as being Purex's property. Purex shall be entitled to enter the Purchaser's premises upon reasonable notice to verify the Purchaser's compliance with this clause. If the Purchaser fails to make any payments to Purex when due, or any of the circumstances set out in Clause 8.2 arise, then Purex will have the right, without prejudice to any other remedies:

- 5.3.1 to enter, without prior notice, any premises where Goods owned by Purex may be, and to repossess and dispose of any such Goods; and/or
- 5.3.2 to require the Purchaser not to resell or part with possession of any Goods owned by Purex until the Purchaser has paid in full all sums due to Purex under this or any other Contract.

5.4 The Purchaser shall not be entitled to pledge or in any way charge by way of security for any indebtedness any of the Goods which remain the property of Purex and if the Purchaser does so all monies owing by the Purchaser to Purex shall (without prejudice to any other right or remedy of Purex) forthwith become due and payable.

6. Warranty & Liability

6.1 Goods manufactured by Purex : Purex warrants that the Goods manufactured by it will be free from defects in materials and workmanship for a period of 12 months from the date of installation or 15 months from the date of despatch from Purex's premises, whichever period expires earlier. Exceptions : Spare parts including replacement filters : 3 months from installation or 4 months from despatch Used and ex-demonstration equipment: 3 months from installation or 4 months from despatch In the case of any breach of warranty then Purex shall at its option remedy such defects or refund such sums as the Purchaser has paid to Purex in respect of such Goods. Purex shall be under no liability under the above warranties:

- 6.1.1 arising from any drawing, design or specification supplied by the Purchaser;
- 6.1.2 arising from improper installation, storage, use, modification or operation including but not limited to the use of consumable items not approved by Purex;

6.2 Goods manufactured by third parties : Purex will use its best endeavours to obtain for the purchaser the benefit of any warranty provided by the original manufacturer of the Goods. Repair or replacement, in whole or in part, of Goods which fail due to faulty manufacture is available from the original manufacturer under its warranty. Purex must be consulted to approve the return of Goods for replacement or repair under the original manufacturer's warranty.

6.3 All replacement items will be charged at the point of despatch. Provided the original items are received back at Purex within 28 days from the date upon which the Returns Authorisation Number is issued and Purex agree following testing / inspection that these are defective, a credit note will be issued.

6.4 Services : Purex warrants that it will carry out the Services with reasonable care and skill. If Purex is shown to be in breach of this warranty in respect of particular Services it shall at its option and cost either re-provide those Services or refund any sums already paid in respect of those Services.

6.5 Purex does not exclude or limit its liability in negligence for death or personal injury, or for fraud or wilful default, or otherwise to the extent that any exclusion or limitation of its liability is void, prohibited or unenforceable by law.

6.6 Subject to Clauses 6.1 - 6.5, all representations, warranties and conditions implied by trade custom, course of dealing, statute, common law or otherwise are excluded to the fullest extent permitted by law.

6.7 Subject to Clause 6.5, in no circumstances shall Purex be liable to the Purchaser, in contract, tort, negligence or otherwise, for any incidental or consequential loss including, without limitation, any loss of profit, business, revenue, goodwill or anticipated savings or for any special, exemplary or consequential damages or other financial loss whatsoever arising out of or in connection with the Contract or the supply of the Goods or Services or their use or resale (if applicable) by the Purchaser.

6.8 If notwithstanding the provisions of these Conditions Purex is found liable for any loss suffered by the Purchaser arising in any way out of or in connection with the Contract or the supply of any Goods or Services, that liability shall in no event exceed the price paid for such Goods or Services.

6.9 The parties hereby confirm that notwithstanding any other provision of the Contract or these Conditions, the Contract shall not and shall not purport to confer on any third party the right to enforce any term of the Contract for the purposes of the Contracts (Rights of Third Parties) Act 1999.

6.10 Purex and third party Software

6.10.1 Software is licensed (or sublicensed, in case of third party Software) by Purex to the Purchaser.

6.10.2 Purex warrants that the media on which the Software is recorded is free from defects in material and workmanship under normal use for a period of thirty days from the date of despatch.

6.10.3 Purex warrants that any Purex Software will perform in substantial compliance with the specification for a period of 90 days from installation.

6.10.4 Purex warrants that any third party Software will perform in substantial compliance with the Software documentation issued by the original manufacturer of the Software and for the period specified therein.

6.10.5 Purex (and, where applicable, the original manufacturer of the Software) do not warrant that the functions contained in the Software will meet Purchaser's requirements or operate in the combination that may be selected for use by Purchaser; that the operation of the Software will be uninterrupted or error-free or that all defects in the Software will be corrected.

6.10.6 The entire liability of Purex (and, where applicable, of the original manufacturer of the Software) shall be, at Purex's option, either :

- (a) Return of all sums paid by the Purchaser for the Software, or
 - (b) Replacement of the Software or media that does not meet Purex or the original manufacturer limited warranty and which is returned to Purex under its return policy.
- 6.10.7 Any replacement Software or media will be warranted for the remainder of the original warranty period or 30 days, whichever is longer.

7. Force Majeure

Purex shall not be deemed in breach of the Contract or otherwise liable to the Purchaser, by reason of any delay in performance, or non-performance of its obligations under the Contract to the extent that such delay or non-performance is caused by an event or circumstance beyond Purex's reasonable control. In such events Purex may, without liability to the Customer, reasonably vary the terms of the Contract including but not limited to extending the time for performing the contract by a period of at least equal to the time lost due to such an event.

8. Termination

8.1 Purex may at any time by notice in writing to the Purchaser terminate the Contract with effect from the date of service of such notice if:

- 8.1.1 The Purchaser commits a material breach of the Contract and fails to remedy such breach within 14 days after Purex has given written notice to the Purchaser identifying the breach and requiring it to be remedied; or
- 8.1.2 The Purchaser is unable to pay its debts as they fall due within the meaning of Section 123 of the Insolvency Act 1986 or if any petition is presented for the appointment of an administrator or receiver or trustee in bankruptcy in respect of the Purchaser or any part of its undertaking or assets or an administrative receiver is appointed in respect of any of the Purchaser's undertaking or assets or if the Purchaser makes or attempts to make any arrangement with or for the benefit of its creditors or if the Purchaser ceases or threatens to cease to carry on business.

9. Miscellaneous

9.1 The expressions "in writing" and "written" include fax transmission. Purex shall be entitled to sub-contract any or all of its obligations under the Contract and to assign the Contract and the Customer shall at Purex's cost do all such things as may be necessary to enable Purex to so assign the Contract. Any failure or neglect by Purex to enforce at any time any provision of the Contract shall not be construed nor deemed to be a waiver of any of Purex's rights under the Contract. The Contract shall be governed by and construed in accordance with English law and the parties hereby submit to the exclusive jurisdiction of the English courts in relation to any claim or controversy arising out of or connected with the Contract.

9.2 New Accounts : Credit accounts cannot be opened under the minimum amount in operation at the time of placing the order. Customer's wishing to open a credit account must furnish two trade references and a Bank reference.

9.3 Specification Alterations : Purex reserves the right to alter the specification of any goods without prior reference to the Purchaser provided that the goods comply in all other known respects with the Purchaser's requirements.

9.4 Trade-Marks / Patents : The supply of goods by Purex shall not confer any right upon the Purchaser to use any Purex trade-mark without prior written consent of Purex and at all times such trade-mark shall remain the property of Purex. Neither does it imply any right to use any Purex patent or any indemnity against infringement of third party patents.

9.5 Catalogues : Catalogues and other advertising matter are issued to indicate the type and range of goods we offer and no particulars therein are binding to Purex.



Filter Matrix

MACHINE	PRE-FILTERS						MAIN FILTERS											
	Pad F5	Pad F6	Pad F8/F9	Pad Adsorbent PVC	Pleated Bag	Labyrinth F6	Labyrinth F8	Labyrinth F8/F9	Cascade	HEPA Chemical	HEPA Twin Chemical	HEPA Chemical Cleanroom	Chemical Std	HEPA	Chemical Special	Pleated Bag	HEPA CSA	Solvent Lock
200/400	202260#									113505 113505H	113579Δ	113512	113508	113809	113662 113505P≈	113531		113513
200i/400i						202268*		202271*		113505 113505H	113579Δ	113512 113669≈	113508	113809	113662	113531		
200i-HP								202271*		113811†								
400i PVC				200261#				202271*		113498								
800i 2-Tier				200262#		202280*		202272*		113652	113660Δ	113658						
800i 3-Tier				200262#				202273*						113650				113667
1500i/2000i				200281#		111037		111099		110615	110614Δ	110632	110610					
5000i	200310#			200312#	111144		111072	111006					110627 110624†	110633		110645		
FumeCube	200225#	200226#	200316#							110536		110538	110537		≈110544			110543
FumeCube Max								111124		110507			110504					
FumeBuster	200314#		200098#							110531		110533	110532		110542			110541
FumeSafe	See note.		200098#							110531		110533	110532		110542			110541
2 Tip	200225#	200226#								110507								
Alpha						202269*		202274*		113505 113505H	113579Δ 113668≈	113512 113669≈	113508	113809	113662	113531		
Alpha Dust						202268*		202271*										
Xbase								202275*		110545							113585	
Captivair (Refill)													113800 113805					
Cascade Box								111117	111107									

* Pack of 2 • # Pack of 4 • All other filters sold in singles • † Heavy Duty • Δ Rubber Engraving • ≈ Acidic Fumes • Note: The FumeSafe has an exhaust filter 200093

“The Future of Fume Extraction”

Purex International Ltd.

QWP House

Capitol Park, Thorne,
Doncaster, DN8 5TX.

T: +44 (0)1405 746030

F: +44 (0)1405 746047

E: purex@purex.co.uk

W: www.purex.co.uk

Purex Inc.

2246 Palmer Drive, Suite 108

Schaumburg, Illinois, 60173, USA

T: +1 847 358 5203

E: purex@purexinc.com

W: www.purexinc.com

Registered Office. Purex International Ltd. QWP House, Capitol Park, Thorne,
Doncaster DN8 5TX. Registered No. 5136616 England.

VAT No. GB842 5025 49 • WEEE Producer Registration Number: WEE/CE0067TX

Distributed by...

